


**BUDGET OF**  
**STEPHENS COUNTY**



Fiscal Year 2018

January 1, 2018 to December 31, 2018

**STEPHENS COUNTY  
BUDGET FOR FISCAL YEAR 2018  
JANUARY 1, 2018 TO DECEMBER 31, 2018**

**PRINCIPAL COUNTY OFFICIALS**

GARY L. FULLER	COUNTY JUDGE
JOHN E. "ED" RUSSELL	COMMISSIONER, PRECINCT #1
D. C. "BUTTON" SIKES	COMMISSIONER, PRECINCT #2
WILLIAM H. "WILL" WARREN	COMMISSIONER, PRECINCT #3
RICKIE R. CARR	COMMISSIONER, PRECINCT #4
JACKIE ENSEY	COUNTY CLERK
CHRISTIE LATHAM	TAX COLLECTOR
WILLIAM H. "WILL" HOLT	SHERIFF
GARY D. TRAMMEL	COUNTY ATTORNEY
CHRISTIE COAPLAND	DISTRICT CLERK
SHARON TRIGG	COUNTY TREASURER
MICHAEL ROACH	JUSTICE OF THE PEACE
DAN R. YOUNG	CONSTABLE

**BUDGET ADOPTION HEARING  
STEPHENS COUNTY, TEXAS  
AUGUST 28, 2017 @ 9:00 A.M.  
COMMISSIONERS COURTROOM**

After notice duly given in the manner and for the time required and subsequent to public hearing as prescribed by law, the following motions were considered.

**PURSUANT TO 111.008 T.L.G.C.  
ORDER ADOPTING BUDGET  
FOR FISCAL YEAR 2018  
JANUARY 2, 2018 TO DECEMBER 31, 2018**


I, D.C. Sikes, move to adopt this budget of Stephens County, Texas, as presented this 28<sup>th</sup> day of August, 2017, and to become effective upon January 1, 2018, for the 2018 Budget Year. Seconded by Will Warren.

	AYE	NAY	ABSTAIN
<u>Ed Russell</u> John "Ed" Russell, Commissioner, Prec. #1	<input checked="" type="checkbox"/>	<input type="checkbox"/>	<input type="checkbox"/>
<u>D.C. Sikes</u> D. C. "Button" Sikes, Commissioner, Prec. #2	<input checked="" type="checkbox"/>	<input type="checkbox"/>	<input type="checkbox"/>
<u>Will Warren</u> William "Will" Warren, Commissioner, Prec. #3	<input checked="" type="checkbox"/>	<input type="checkbox"/>	<input type="checkbox"/>
<u>Rickie R. Carr</u> Rickie R. Carr, Commissioner, Prec. #4	<input checked="" type="checkbox"/>	<input type="checkbox"/>	<input type="checkbox"/>
<u>Gary L. Fuller</u> Gary L. Fuller, County Judge	<input checked="" type="checkbox"/>	<input type="checkbox"/>	<input type="checkbox"/>

On this 28<sup>th</sup> day of August, 2017:

ATTEST:

Jackie Ensey  
Jackie Ensey, County Clerk



**ADOPTED ANNUAL BUDGET  
STEPHENS COUNTY, TEXAS  
FOR THE FISCAL YEAR 2018  
JANUARY 1, 2018 TO DECEMBER 31, 2018**

**AS FILED IN THE OFFICE OF THE STEPHENS COUNTY CLERK ON  
AUGUST 28, 2017**

**This budget will raise more revenue from property taxes than last year's budget by an amount of \$13,001, which is a 2.0812 percent increase from last year's budget. The property tax revenue to be raised from new property added to the tax roll this year is \$44,484.**

**TAX RATES**

<b>TAX RATE YEAR BUDGET YEAR</b>	<b>2016 <u>2017</u></b>	<b>2017 <u>2018</u></b>
Property Tax Rate	.8000/100	.7516/100
Effective Tax Rate	.9383/100	.7516/100
Effective Maintenance & Operations Tax Rate	.7776/100	.5912/100
Rollback Tax Rate	1.0037/100	.0861/100
Debt Rate	.1639/100	.1604/100
<b>TOTAL TAX RATE</b>	<b>.8000/100</b>	<b>.7516/100</b>

Total outstanding debt on January 1, 2018: \$4,410,000

MEMBERS OF THE COMMISSIONERS COURT VOTING TO ADOPT THE 2018 BUDGET ON AUGUST 28, 2017:

JOHN E. "ED" RUSSELL, COMMISSIONER, PRECINCT #1	AYE
D. C. "BUTTON" SIKES, COMMISSIONER, PRECINCT #2	AYE
WILLIAM "WILL" WARREN, COMMISSIONER, PRECINCT #3	AYE
RICKIE R. CARR, COMMISSIONER, PRECINCT #4	AYE
GARY L. FULLER, COUNTY JUDGE	AYE

**ADOPTED ANNUAL BUDGET  
STEPHENS COUNTY, TEXAS  
FOR FISCAL YEAR 2018  
JANUARY 1, 2018 TO DECEMBER 31, 2018**

**STATISTICAL DATA**

In presenting this Budget to the Commissioners Court and to the tax payers of Stephens County, the following statistics are set out:

2016 Certified Taxable Value	\$541,428,022
2017 Certified Taxable Value	\$570,631,580

The above Certified Taxable Value shows an *increase* of \$29,203,558 for budget year 2018.

2016 Adjusted Tax Base	\$464,753,138
2017 Adjusted Tax Base	\$491,716,641

The above Adjusted Tax Base shows an *increase* of \$26,963,503 for budget year 2018.

2016 Tax Levy for M & O	.6361
2017 Tax Levy for M & O	.5912

The above Tax Levy shows a *decrease* of .0449 for budget year 2018.

2016 Tax Levy for Debt Service	.1639
2017 Tax Levy for Debt Service	.1604

The above Tax Levy shows a *decrease* of .0035 for budget year 2018.

2016 Total Tax Levy	.8000
2017 Total Tax Levy	.7516

The above Total Tax Levy shows a *decrease of .0484* for budget year 2018.

The total amount of county taxes levied for this Budget, based on the above Adjusted Tax Base and Tax Levy, is \$3,695,742. Of this amount, it is estimated that \$3,666,550 will be collected within the 2018 budget year. It is estimated that \$130,860 in delinquent taxes and \$89,100 in penalty and interest will be collected in 2018.

The balance of the General Obligation Refunding Bonds, Series 2014, on December 31, 2017, will be \$4,410,000. The bonds are scheduled to be paid off in 2023. The county has no other indebtedness.

# BUDGET CERTIFICATE

BUDGET OF


STEPHENS COUNTY, TEXAS

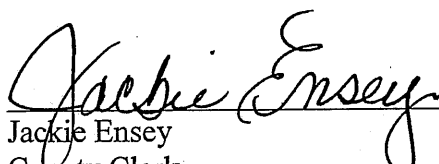
FISCAL YEAR 2018

JANUARY 1, 2018 TO DECEMBER 31, 2018

THE STATE OF TEXAS	§	BRECKENRIDGE, TEXAS
COUNTY OF STEPHENS	§	AUGUST 28, 2017

We, Gary Fuller, County Judge, and Jackie Ensey, County Clerk, do hereby certify that the attached budget is a true and correct copy of the budget of Stephens County, Texas, as passed and approved by the Commissioners Court of said county on the 28th day of August, 2017, and the same appears on file in the office of the County Clerk of said county.

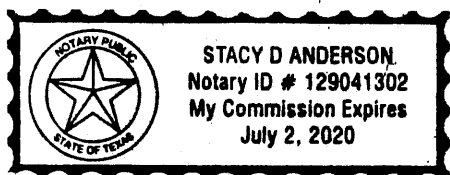
  
 \_\_\_\_\_  
 Gary L. Fuller  
 County Judge

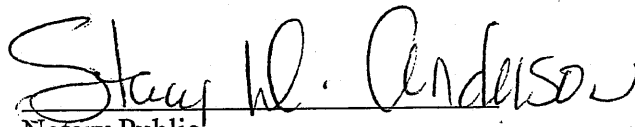
  
 \_\_\_\_\_  
 Jackie Ensey  
 County Clerk

STATE OF TEXAS §

COUNTY OF STEPHENS §

SUBSCRIBED AND SWORN TO before me, the undersigned authority, this the 28th day, August, 2017.



  
 \_\_\_\_\_  
 Notary Public  
 Stephens County  
 Breckenridge, Texas 76424

# NOTICE OF 2017 TAX YEAR PROPOSED PROPERTY TAX RATE FOR STEPHENS COUNTY

A tax rate of \$0.7516 per \$100 valuation has been proposed by the governing body of Stephens County.

PROPOSED TAX RATE	\$0.7516 per \$100
PRECEDING YEAR'S TAX RATE	\$0.8000 per \$100
EFFECTIVE TAX RATE	\$0.7516 per \$100

The effective tax rate is the total tax rate needed to raise the same amount of property tax revenue for Stephens County from the same properties in both the 2016 tax year and the 2017 tax year.

YOUR TAXES OWED UNDER ANY OF THE ABOVE RATES CAN BE CALCULATED AS  
FOLLOWS:

$$\text{property tax amount} = (\text{rate}) \times (\text{taxable value of your property}) / 100$$

For assistance or detailed information about tax calculations, please contact:

Christie Latham  
Stephens County Tax Assessor-Collector  
200 W Walker  
254-559-6513  
cjl@texasisp.com

## FINAL NUMBERS

**\$5,780,000.00**

Stephens County, Texas

General Obligation Refunding Bonds, Series 2014

**Debt Service Schedule**

Date	Principal	Coupon	Interest	Total P+I	Fiscal Total
05/13/2014	-	-	-	-	-
08/15/2014	-	-	39,074.44	39,074.44	-
12/31/2014	-	-	-	-	39,074.44
02/15/2015	45,000.00	2.000%	76,450.00	121,450.00	-
08/15/2015	-	-	76,000.00	76,000.00	-
12/31/2015	-	-	-	-	197,450.00
02/15/2016	655,000.00	2.000%	76,000.00	731,000.00	-
08/15/2016	-	-	69,450.00	69,450.00	-
12/31/2016	-	-	-	-	800,450.00
02/15/2017	670,000.00	2.000%	69,450.00	739,450.00	-
08/15/2017	-	-	62,750.00	62,750.00	-
12/31/2017	-	-	-	-	802,200.00
02/15/2018	680,000.00	2.000%	62,750.00	742,750.00	-
08/15/2018	-	-	55,950.00	55,950.00	-
12/31/2018	-	-	-	-	798,700.00
02/15/2019	700,000.00	3.000%	55,950.00	755,950.00	-
08/15/2019	-	-	45,450.00	45,450.00	-
12/31/2019	-	-	-	-	801,400.00
02/15/2020	725,000.00	3.000%	45,450.00	770,450.00	-
08/15/2020	-	-	34,575.00	34,575.00	-
12/31/2020	-	-	-	-	805,025.00
02/15/2021	745,000.00	3.000%	34,575.00	779,575.00	-
08/15/2021	-	-	23,400.00	23,400.00	-
12/31/2021	-	-	-	-	802,975.00
02/15/2022	770,000.00	3.000%	23,400.00	793,400.00	-
08/15/2022	-	-	11,850.00	11,850.00	-
12/31/2022	-	-	-	-	805,250.00
02/15/2023	790,000.00	3.000%	11,850.00	801,850.00	-
12/31/2023	-	-	-	-	801,850.00
<b>Total</b>	<b>\$5,780,000.00</b>	<b>-</b>	<b>\$874,374.44</b>	<b>\$6,654,374.44</b>	<b>-</b>

**Yield Statistics**

Bond Year Dollars	\$31,007.11
Average Life	5.365 Years
Average Coupon	2.8199158%
Net Interest Cost (NIC)	2.0605855%
True Interest Cost (TIC)	2.0019016%
Bond Yield for Arbitrage Purposes	1.8825813%
All Inclusive Cost (AIC)	2.3635391%

**IRS Form 8038**

Net Interest Cost	1.8271193%
Weighted Average Maturity	5.389 Years

14 GO ref:3-27-2014 FINAL | SINGLE PURPOSE | 3/27/2014 | 10:57 AM



**STEPHENS COUNTY APPRAISAL ROLL:**

Real Est Market	\$1,391,966,420
Minerals	\$ 116,806,139
Personal and Industrial	\$ 94,752,910
Less Cap Loss	\$ 6,420,470
Less Ag Production	\$ 941,258,630
Less Disabled Vet	\$ 3,585,190
Less Over 65	\$ 12,252,500
Less Disabled	\$ 1,333,550
Less min Val on Minerals	\$ 6,480
Less Prop Constitution Exempt	\$ 68,037,069
<b>TOTAL CERTIFIED TAXABLE VALUE</b>	<b><u>\$ 570,631,580</u></b>

**ADOPTED BUDGET OF  
STEPHENS COUNTY, TEXAS  
FOR THE FISCAL YEAR 2018  
JANUARY 1, 2018 TO DECEMBER 31, 2018  
BUDGET COMPARISON OF RECEIPTS & EXPENDITURES**

FUND	REVENUES	EXPENDITURES	REV OVER EXP
GENERAL	3,517,111.00	3,387,151.00	129,960.00
JURY	130,464.00	152,805.00	-22,341.00
PRECINCT #1	194,213.00	245,341.00	-51,128.00
PRECINCT #2	191,114.00	249,341.00	-58,227.00
PRECINCT #3	189,012.00	245,091.00	-56,079.00
PRECINCT #4	186,912.00	244,530.00	-57,618.00
COUNTY YARD	29,885.00	15,950.00	13,935.00
UNCLAIMED PROP/CAP CREDITS	0.00	0.00	0.00
TIME PMT/JP	90.00	0.00	90.00
TIME PMT/DC	90.00	0.00	90.00
LAW LIBRARY	5,250.00	7,200.00	-1,950.00
COURTHOUSE SECURITY	5,300.00	0.00	5,300.00
TIME PMT/CO	625.00	0.00	625.00
CO RECORDS MANAGEMENT	27,800.00	0.00	27,800.00
CO CLERK RECORDS MGMT	25,000.00	0.00	25,000.00
DIST CLERK RECORDS MGMT	1,000.00	0.00	1,000.00
JP COURT TECHNOLOGY	1,700.00	0.00	1,700.00
CO FAMILY PROTECTION ACCT	800.00	0.00	800.00
LATERAL ROAD FUND	14,800.00	0.00	14,800.00
SHERIFF LEOSE	1,700.00	1,700.00	0.00
CONSTABLE LEOSE	680.00	680.00	0.00
CO & DIST CT TECH	3,800.00	0.00	3,800.00
CO COURT RECORDS PRESERVATION	0.00	0.00	0.00
I&S S2014	813,514.00	799,100.00	14,414.00
AIRPORT	25,529.00	17,500.00	8,029.00
<b>TOTALS</b>	<b>5,366,389.00</b>	<b>5,366,389.00</b>	<b>0.00</b>
2017 ORIGINAL BUDGET AMTS	<u>5,894,057.00</u>	<u>5,894,057.00</u>	
BUDGET REDUCTIONS FOR 2018	-18,332.00	-18,332.00	
BUDGET REDUCTIONS FOR 2017	-527,668.00	-527,668.00	
BUDGET REDUCTIONS IN 2016	<u>-1,121,490.00</u>	<u>-1,121,490.00</u>	
REDUCTIONS OVER 3 YEAR PERIOD	-1,667,490.00	-1,667,490.00	

\*\*\*\*\*

**TAX RATE COMPARISON 2016, 2017 & 2018 - TAX CAP OF .80 PER \$100**

**2015 PROPERTY TAX RATES:**

ADJUSTED TAX BASE	545,496,746
M&O	0.6629
I&S	0.1371
<b>TOTAL TAX RATE FOR 2016</b>	<b>0.8000</b>

**2017 PROPERTY TAX RATES:**

ADJUSTED TAX BASE	491,716,641
M&O	0.5912
I&S	0.1604
<b>TOTAL TAX RATE FOR 2018</b>	<b>0.7516</b>

**2016 PROPERTY TAX RATES:**

ADJUSTED TAX BASE	464,753,138
M&O	0.6361
I&S	0.1639
<b>TOTAL TAX RATE FOR 2017</b>	<b>0.8000</b>

**ADOPTED BUDGET OF  
STEPHENS COUNTY, TEXAS  
FOR THE FISCAL YEAR 2018  
JANUARY 1, 2018 TO DECEMBER 31, 2018  
ESTIMATED CLOSING CASH BALANCES FY 2017**

<b>FUND</b>	<b>ESTIMATED CLOSING BALANCES</b>
GENERAL FUND	300,000.00
JURY FUND	3,500.00
R&B PRECINCT #1	100,000.00
R&B PRECINCT #2	128,000.00
R&B PRECINCT #3	200,000.00
R&B PRECINCT #4	27,000.00
R&B COUNTY YARD	21,000.00
UNC PROP/CAPITAL CREDITS	21,980.00
TIME PAYMENT/JP	122.00
TIME PAYMENT/DC	237.00
LAW LIBRARY FUND	5,540.00
COURTHOUSE SECURITY	41,325.00
TIME PAYMENT/CO	1,900.00
CO RECORDS MGMT	147,000.00
CO CLERK RECORDS MGMT	92,100.00
DIST CLERK REC MGMT	4,700.00
JP COURT TECHNOLOGY	12,700.00
FAMILY PROTECTION FUND	4,600.00
LATERAL ROAD PREC #1	22,200.00
LATERAL ROAD PREC #2	19,000.00
LATERAL ROAD PREC #3	16,400.00
LATERAL ROAD PREC #4	16,700.00
CO & DIST CT TECH	10,500.00
CO CT RECORDS PRESV	1,489.00
AIRPORT FUND	10,000.00
INTEREST & SINKING FUND	76,400.00

**ADOPTED BUDGET OF  
STEPHENS COUNTY, TEXAS  
FOR THE FISCAL YEAR 2018  
JANUARY 1, 2018 TO DECEMBER 31, 2018  
RECAPITULATION OF BUDGET BY FUND**

FUND	AD VALOREM TAXES	OTHER RESOURCES	TOTAL RESOURCES
GENERAL FUND	2,500,000.00	1,017,111.00	3,517,111.00
JURY FUND	116,204.00	14,260.00	130,464.00
R&B PRECINCT #1	69,332.00	124,881.00	194,213.00
R&B PRECINCT #2	66,716.00	124,398.00	191,114.00
R&B PRECINCT #3	64,100.00	124,912.00	189,012.00
R&B PRECINCT #4	61,484.00	125,428.00	186,912.00
R&B COUNTY YARD	0.00	29,885.00	29,885.00
UNC PROP/CPTL CREDITS	0.00	0.00	0.00
LAW LIBRARY FUND	0.00	5,250.00	5,250.00
COURTHOUSE SECURITY	0.00	5,300.00	5,300.00
TIME PAYMENT/JP	0.00	90.00	90.00
TIME PAYMENT/DC	0.00	90.00	90.00
TIME PAYMENT/CO	0.00	625.00	625.00
CO RECORDS MGMT	0.00	27,800.00	27,800.00
CO CLERK REC MGMT & PRESV	0.00	25,000.00	25,000.00
DIST CLERK REC MGMT	0.00	1,000.00	1,000.00
JP COURT TECHNOLOGY	0.00	1,700.00	1,700.00
CO FAMILY PROTECTION	0.00	800.00	800.00
LATERAL ROAD PREC #1	0.00	3,700.00	3,700.00
LATERAL ROAD PREC #2	0.00	3,700.00	3,700.00
LATERAL ROAD PREC #3	0.00	3,700.00	3,700.00
LATERAL ROAD PREC #4	0.00	3,700.00	3,700.00
SHERIFF LEOSE	0.00	1,700.00	1,700.00
CONSTABLE LEOSE	0.00	680.00	680.00
CO & DIST CT TECHNOLOGY	0.00	3,800.00	3,800.00
CO CT RECORDS PRESV	0.00	0.00	0.00
AIRPORT	0.00	25,529.00	25,529.00
<b>TOTAL</b>	<b>2,877,836.00</b>	<b>1,675,039.00</b>	<b>4,552,875.00</b>
<b>DEBT SERVICE</b>	<b>AD VALOREM TAXES</b>	<b>OTHER RESOURCES</b>	<b>TOTAL RESOURCES</b>
INTEREST & SINKING FUND	788,714.00	24,800.00	813,514.00
<b>TOTAL ALL RESOURCES</b>	<b>3,666,550.00</b>	<b>1,699,839.00</b>	<b>5,366,389.00</b>

**ADOPTED BUDGET OF  
STEPHENS COUNTY, TEXAS  
FOR THE FISCAL YEAR 2018  
JANUARY 1, 2018 TO DECEMBER 31, 2018  
REVENUE COMPARISONS**

<b>FUND</b>	<b>2015 TOTAL BUDGETED REVENUES</b>	<b>2016 TOTAL BUDGETED REVENUES</b>	<b>2017 TOTAL BUDGETED REVENUES</b>
GENERAL FUND	4,471,335.00	4,031,522.00	3,541,676.00
JURY FUND	106,900.00	45,989.00	54,314.00
R&B PRECINCT #1	377,008.00	217,459.00	220,244.00
R&B PRECINCT #2	382,463.00	213,650.00	217,708.00
R&B PRECINCT #3	406,874.00	209,840.00	192,057.00
R&B PRECINCT #4	335,380.00	206,032.00	199,131.00
R&B COUNTY YARD	35,500.00	42,000.00	43,000.00
UNCLAIMED PROPERTY/CPTL CR	0.00	3,100.00	8,900.00
TIME PAYMENT/JP	22.79	0.00	90.00
TIME PAYMENT/DC	46.77	0.00	136.00
LAW LIBRARY FUND	20,200.00	15,700.00	7,280.00
COURTHOUSE SECURITY	5,950.00	5,900.00	6,850.00
TIME PAYMENT/CO	230.00	200.00	200.00
CO RECORDS MGMT	19,000.00	29,800.00	29,800.00
CO CLERK REC MGMT & PRESV	17,000.00	28,000.00	29,000.00
DIST CLERK REC MGMT	1,000.00	1,000.00	1,500.00
JP COURT TECHNOLOGY	1,600.00	1,800.00	2,075.00
CO FAMILY PROTECTION	400.00	400.00	1,040.00
LATERAL ROAD PRECINCT #1	3,500.00	3,500.00	3,500.00
LATERAL ROAD PRECINCT #2	3,500.00	3,500.00	3,500.00
LATERAL ROAD PRECINCT #3	3,500.00	3,500.00	3,500.00
LATERAL ROAD PRECINCT #4	3,500.00	3,500.00	3,500.00
SHERIFF LEOSE	2,000.00	2,000.00	0.00
CONSTABLE LEOSE	650.00	650.00	0.00
CO & DIST CT TECH	2,380.00	2,600.00	5,240.00
CO CT RECORDS PRESV	0.00	0.00	50.00
AIRPORT	15,185.00	16,415.00	23,700.00
INTEREST & SINKING FUND	804,350.00	770,900.00	802,600.00
<b>TOTALS</b>	<b>7,019,474.56</b>	<b>5,858,957.00</b>	<b>5,400,591.00</b>

ACCOUNT #	ACCOUNT NAME	2016 BUDGET	2016 ACTUAL	2017 BUDGET	2018 BUDGET
2018 010-310-100	AD VALOREM TAXES-CURRENT	3,178,582.00	2,598,142.07	2,586,597.00	2,540,000.00
2018 010-310-101	AD VALOREM TAXES-DELINQUENT	85,000.00	116,872.24	87,000.00	100,000.00
2018 010-319-120	P&I - CURRENT TAXES	45,000.00	34,466.53	45,000.00	45,000.00
2018 010-319-121	P&I - DELINQUENT TAXES	35,000.00	29,884.35	35,000.00	35,000.00
2018 010-319-122	LATE RENDITION PENALTIES	10,000.00	1,839.63	10,000.00	6,000.00
2018 010-320-100	BEER LICENSES	800.00	699.00	800.00	700.00
2018 010-320-101	MIXED BEVERAGE TAXES	8,000.00	10,522.52	10,010.00	10,010.00
2018 010-320-500	JAIL TELEPHONE COMMISSIONS	.00	.00	7,000.00	5,000.00
2018 010-330-100	STATE SALARY/COUNTY JUDGE	25,200.00	25,200.00	25,200.00	25,200.00
2018 010-330-101	STATE SALARY/COUNTY ATTY	35,000.00	35,000.00	35,000.00	35,000.00
2018 010-330-800	HOTEL/MOTEL TAXES	3,500.00	4,968.22	6,500.00	3,000.00
2018 010-333-400	INMATE HEALTH CARE REIMB	2,000.00	1,575.53	2,000.00	6,000.00
2018 010-333-401	JUV PROB/PLACEMENT REIMB	.00	.00	.00	.00
2018 010-333-402	INMATE HOUSING REIMBURSEMENT	.00	.00	.00	25,000.00
2018 010-333-500	ADULT PROBATION REIMB	.00	.00	.00	.00
2018 010-333-501	GRANT/FEMA SAFE ROOMS	.00	.00	.00	.00
2018 010-333-502	GRANTS/MISCELLANEOUS	.00	78,741.66	50,000.00	75,000.00
2018 010-333-503	GRANTS/COURTHOUSE RENOVATION	.00	.00	.00	.00
2018 010-333-504	GRANT/INDIGENT DEFENSE	15,370.00	15,735.00	15,900.00	15,900.00
2018 010-333-600	SVC FEES/STATE CRIM REP	10,000.00	9,001.94	11,000.00	11,000.00
2018 010-333-601	SVC FEES/STATE CIVIL REP	8,500.00	10,824.50	11,000.00	11,000.00
2018 010-333-602	SVC FEES/DRUG CT PROG REP	250.00	230.77	250.00	250.00
2018 010-333-603	SVC FEES/CHILD SEATBELT REP	.00	18.67	20.00	20.00
2016 010-333-604	TIME PMT FEES/DIST CLERK PAR	144.00	.00	.00	.00
2016 010-333-605	TIME PMT FEES/JP PART	96.00	.00	.00	.00
2018 010-340-100	EDUCATIONAL FEES/COUNTY JUDG	150.00	250.00	340.00	250.00
2018 010-340-101	FEES/COUNTY JUDGE	400.00	504.00	680.00	500.00
2018 010-340-200	FEES/SHERIFF	6,500.00	9,473.60	6,500.00	11,000.00
2018 010-340-201	FEES/SHERIFF (CC)	645.00	1,080.00	1,600.00	1,000.00
2018 010-340-202	FEES/SHERIFF (DC)	18,000.00	15,030.82	21,000.00	21,000.00
2018 010-340-203	ESTRAY SALES	.00	4,400.57	.00	.00
2018 010-340-400	FEES/COUNTY CLERK	82,000.00	63,484.00	82,000.00	70,000.00
2018 010-340-401	PROBATE FEES/COUNTY CLERK	5,000.00	4,172.00	5,000.00	5,000.00
2018 010-340-500	AUTO SALES FEES/TAX COLL	50,000.00	19,321.10	52,000.00	40,750.00
2018 010-340-501	TITLES FEES/TAX COLLECTOR	8,500.00	6,630.00	8,500.00	7,000.00
2018 010-340-502	B&M SALES TAXES/TAX COLLECTO	500.00	26,031.00	25,000.00	10,000.00
2018 010-340-503	BEER REPORT FEES/TAX COLLECT	150.00	99.00	150.00	100.00
2018 010-340-504	CH 19 VOTER REG REIMB	.00	1,153.18	1,500.00	1,500.00
2018 010-340-700	FEES/DISTRICT CLERK	77,500.00	73,897.59	93,000.00	80,000.00
2018 010-340-701	JUVENILE REPORT/DIST CLERK	1,500.00	705.00	1,500.00	800.00
2018 010-340-702	TAKING BOND/BOND ADM FEE (DC)	1,100.00	1,271.04	1,400.00	1,400.00
2018 010-340-703	CASE REGISTRIBS/DIST CLERK	200.00	102.78	200.00	200.00
2018 010-340-704	ATTORNEY FEES (DC)	1,700.00	1,933.18	2,000.00	2,000.00
2018 010-340-800	FEES/JUSTICE OF THE PEACE	55,000.00	57,000.30	64,000.00	60,000.00
2018 010-342-000	FEES & SMALL CLAIMS/CONSTABL	3,800.00	5,525.00	3,800.00	6,500.00
2018 010-347-000	BINGO TAXES	.00	4.19	.00	.00
2018 010-360-100	INTEREST/CHECKING ACCOUNT	15,000.00	16,652.43	19,000.00	19,600.00
2018 010-360-101	INTEREST/CD'S	.00	.00	.00	.00
2018 010-360-102	INTEREST/JP CHECKING	60.00	94.30	85.00	85.00
2018 010-360-103	INTEREST/CO CLERK CHECKING	60.00	53.13	54.00	54.00
2018 010-360-104	INTEREST/DIST CLERK CHECKING	80.00	90.95	90.00	90.00
2018 010-365-100	MISCELLANEOUS REVENUES	100,000.00	82,405.52	100,000.00	103,548.00
2018 010-365-200	UTILITY REIMB/CITY OF BRECK	64,000.00	51,373.80	64,000.00	64,000.00
2018 010-370-200	FLOOD PLAIN MGMT PERMITS	.00	.00	.00	.00
2018 010-370-300	MINERAL LEASES	77,235.00	44,164.58	50,000.00	61,654.00
2017 010-390-000	GENERAL TRANSFERS IN	.00	.00	.00	.00
2018 010-399-999	ACTUAL REVENUE	4,031,522.00	3,460,625.69	3,541,676.00	3,517,111.00

ACCOUNT #	ACCOUNT NAME	2016 BUDGET	2016 ACTUAL	2017 BUDGET	2018 BUDGET
2018 010-400-101	SALARY/ADMINISTRATIVE	57,240.00	57,240.00	55,120.00	55,120.00
2018 010-400-105	SALARY/SECRETARY	33,118.00	15,276.80	28,288.00	28,288.00
2018 010-400-112	JUVENILE BOARD SALARY	2,400.00	2,400.00	2,400.00	2,400.00
2018 010-400-113	STATE SALARY SUPPL	25,200.00	25,150.00	25,200.00	25,200.00
2018 010-400-201	FICA/MEDICARE	10,565.00	8,918.57	9,526.00	9,542.00
2018 010-400-202	HEALTH INS-CO PD	17,796.00	12,331.68	18,650.00	20,146.00
2018 010-400-203	RETIREMENT	16,572.00	14,052.82	14,942.00	14,967.00
2018 010-400-207	LONGEVITY/CO JUDGE	5,512.00	2,640.00	2,288.00	2,392.00
2018 010-400-208	LONGEVITY/SECRETARY	.00	.00	416.00	520.00
2018 010-400-210	LIFE INS-CO PD	156.00	100.10	156.00	156.00
2018 010-400-212	DENTAL INS-CO PD	640.00	413.86	600.00	580.00
2018 010-400-216	TCDRS OTL	857.00	725.93	649.00	686.00
2018 010-400-225	AUTO ALLOWANCE	14,400.00	14,400.00	10,800.00	10,800.00
2018 010-400-310	OFFICE SUPPLIES	800.00	129.37	625.00	400.00
2018 010-400-312	OFFICE RECORDS	1,272.00	1,272.00	844.00	844.00
2018 010-400-427	EDUCATIONAL EXPENSES	2,000.00	1,987.75	2,000.00	1,000.00
2018 010-400-480	INSURANCE & SURETY BONDS	.00	.00	.00	.00
2018 010-400-490	MISCELLANEOUS EXPENSES	380.00	379.04	.00	.00
2018 010-400-570	CAPITAL EXPENDITURES	.00	.00	.00	.00
2018 010-400-998	COUNTY JUDGE	188,908.00	157,417.92	172,504.00	173,041.00
2018 010-403-101	SALARY/ADMINISTRATIVE	54,000.00	54,000.00	52,000.00	52,000.00
2018 010-403-105	SALARIES/CLERICAL	44,935.00	38,820.00	24,960.00	24,960.00
2018 010-403-201	FICA/MEDICARE	7,901.00	7,219.80	6,119.00	6,135.00
2018 010-403-202	HEALTH INS-CO PD	26,233.00	23,227.78	18,650.00	20,146.00
2018 010-403-203	RETIREMENT	12,393.00	11,567.52	9,598.00	9,623.00
2018 010-403-207	LONGEVITY/CO CLERK	3,952.00	3,576.00	2,392.00	2,496.00
2018 010-403-208	LONGEVITY/ASSISTANT	.00	.00	624.00	728.00
2018 010-403-210	LIFE INS-CO PD	234.00	201.50	156.00	156.00
2018 010-403-212	DENTAL INS-CO PD	960.00	806.14	600.00	580.00
2018 010-403-216	TCDRS OTL	641.00	597.81	641.00	442.00
2018 010-403-310	OFFICE SUPPLIES	1,500.00	977.15	1,300.00	1,000.00
2018 010-403-312	OFFICE RECORDS	7,563.00	7,562.98	7,137.00	6,000.00
2018 010-403-427	EDUCATIONAL EXPENSES	3,603.00	3,602.11	2,000.00	1,175.00
2018 010-403-435	RECORDS MANAGEMENT	5,919.00	5,919.00	5,500.00	5,500.00
2018 010-403-436	BIRTH CERTIFICATE	1,837.00	1,836.61	650.00	650.00
2018 010-403-480	INSURANCE & SURETY BONDS	100.00	100.00	.00	.00
2018 010-403-490	MISCELLANEOUS EXPENSES	212.00	211.41	.00	.00
2018 010-403-570	CAPITAL EXPENDITURES	.00	.00	.00	.00
2018 010-403-998	COUNTY CLERK	171,983.00	160,225.81	132,327.00	131,591.00
2018 010-405-102	SALARY/VETERAN SERVICE OFFIC	6,000.00	6,000.00	6,000.00	6,000.00
2018 010-405-201	FICA/MEDICARE	459.00	459.00	459.00	459.00
2018 010-405-203	RETIREMENT	720.00	720.00	720.00	720.00
2018 010-405-216	TCDRS OTL	38.00	37.20	32.00	33.00
2018 010-405-225	TRAVEL EXPENSES	1,195.00	562.14	1,200.00	1,000.00
2018 010-405-310	OFFICE SUPPLIES	105.00	104.98	100.00	.00
2018 010-405-490	MISCELLANEOUS EXPENSES	.00	.00	.00	.00
2018 010-405-998	VETERAN SERVICE OFFICE EXPEN	8,517.00	7,883.32	8,511.00	8,212.00

ACCOUNT #	ACCOUNT NAME	2016 BUDGET	2016 ACTUAL	2017 BUDGET	2018 BUDGET
2018 010-409-310	OFFICE SUPPLIES	700.00	179.57	134.00	200.00
2018 010-409-311	POSTAGE	18,500.00	14,696.59	18,500.00	11,000.00
2018 010-409-312	OFFICE RECORDS	27,120.00	27,119.85	12,000.00	12,000.00
2018 010-409-400	COURT APPTD ATTORNEYS/JUV	6,000.00	2,500.00	3,000.00	2,300.00
2018 010-409-401	COURT APPTD ATTORNEYS/CRIM	100,059.00	100,058.68	61,223.00	5,728.00
2018 010-409-402	COURT APPTD ATTORNEYS/CIVIL	11,530.00	7,520.14	5,907.00	2,500.00
2018 010-409-403	COURT APPTD ATTORNEYS/PROBAT	500.00	.00	.00	.00
2018 010-409-404	AMBULANCES/HOSPITAL	50,001.00	50,000.04	50,000.00	50,000.00
2018 010-409-407	TARRANT CO/CASE FORENSICS	.00	.00	.00	.00
2018 010-409-408	APPEALS/INVESTIG/WITNESSES	2,015.00	2,015.00	4,800.00	.00
2018 010-409-409	BOND SUPERVISION OFFICER	6,622.00	2,376.86	5,000.00	2,500.00
2018 010-409-410	REIMBURSABLE INVESTIGATION E	595.00	595.00	769.00	.00
2018 010-409-411	DPS EXPENSES	200.00	.00	.00	.00
2018 010-409-420	TELEPHONE SERVICE	47,344.00	47,343.04	24,100.00	21,300.00
2018 010-409-421	CELLULAR SERVICE	12,233.00	12,232.66	.00	.00
2018 010-409-422	RADIO CONTRACT/CITY	36,000.00	36,000.00	36,000.00	36,000.00
2018 010-409-424	COMPUTER/TECHNOLOGY EXPENSE	48,244.00	38,784.28	25,000.00	25,000.00
2018 010-409-425	SOFTWARE MAINTENANCE	91,185.00	91,184.10	22,999.00	21,000.00
2018 010-409-427	EDUCATIONAL EXPENSES	1,685.00	35.00	2,844.00	2,844.00
2018 010-409-431	NEWSPAPER ADS/PUBLICATIONS	1,500.00	1,389.13	500.00	400.00
2018 010-409-440	UTILITIES/JAIL, RODEO GROUND	55,412.00	55,411.47	54,000.00	44,000.00
2018 010-409-456	COMMUNICATIONS/EQUIP & REPAI	2,321.00	2,320.55	500.00	.00
2018 010-409-470	RURAL FIRE SERVICE/CITY	81,169.00	81,168.84	70,000.00	70,000.00
2018 010-409-471	AGING SERVICES/CITY	25,000.00	24,999.96	25,000.00	25,000.00
2018 010-409-472	TAX APPRAISAL DIST/SUBSIDY	108,840.00	108,839.16	114,200.00	110,736.00
2018 010-409-474	BRECKENRIDGE LIBRARY	12,000.00	12,000.00	12,000.00	12,000.00
2018 010-409-475	BRECKENRIDGE FINE ARTS CNTR	.00	.00	.00	.00
2018 010-409-476	ARCADA	.00	.00	.00	.00
2018 010-409-478	CHAMBER OF COMMERCE/MOTEL TA	4,824.00	4,823.76	3,000.00	1,426.00
2018 010-409-479	WCTCOG/SAFE ROOM REIMBURSEME	.00	.00	.00	.00
2018 010-409-480	INSURANCE & SURETY BONDS	180,000.00	163,904.43	125,259.00	122,780.00
2018 010-409-490	MISCELLANEOUS EXPENSES	10,963.00	10,962.23	311.00	.00
2018 010-409-491	MISCELLANEOUS GRANTS	.00	.00	7,800.00	.00
2018 010-409-500	CAPITAL EXPENDITURES	.00	.00	.00	.00
2018 010-409-530	AG BARN	1,200.00	1,200.00	1,200.00	1,200.00
2018 010-409-532	COURTHOUSE RENOVATION	.00	.00	.00	.00
2018 010-409-998	CONTINGENCY	943,762.00	899,660.34	686,046.00	579,914.00



ACCOUNT #	ACCOUNT NAME	2016 BUDGET	2016 ACTUAL	2017 BUDGET	2018 BUDGET
2018 010-450-101	SALARY/ADMINISTRATIVE	54,000.00	54,000.00	52,000.00	52,000.00
2018 010-450-105	SALARIES/CLERICAL	54,324.00	54,324.00	56,160.00	56,160.00
2018 010-450-201	FICA/MEDICARE	8,634.00	8,633.60	8,436.00	8,760.00
2018 010-450-202	HEALTH INS-CO PD	27,006.00	27,005.28	27,975.00	30,219.00
2018 010-450-203	RETIREMENT	13,712.00	13,711.68	13,704.00	13,741.00
2018 010-450-207	LONGEVITY/DIST CLERK	5,940.00	5,940.00	2,288.00	2,392.00
2018 010-450-208	LONGEVITY/ASSISTANTS	.00	.00	3,744.00	3,952.00
2018 010-450-210	LIFE INS-CO PD	234.00	234.00	234.00	234.00
2018 010-450-212	DENTAL INS- CO PD	960.00	929.28	900.00	870.00
2018 010-450-216	TCDRS OTL	709.00	708.21	594.00	630.00
2018 010-450-310	OFFICE SUPPLIES	3,212.00	3,211.09	2,500.00	2,000.00
2018 010-450-312	OFFICE RECORDS	10,129.00	10,128.14	8,000.00	8,000.00
2018 010-450-427	EDUCATIONAL EXPENSES	1,325.00	1,324.38	1,150.00	1,140.00
2018 010-450-480	INSURANCE & SURETY BONDS	100.00	100.00	100.00	.00
2018 010-450-490	MISCELLANEOUS EXPENSES	159.00	158.83	.00	.00
2018 010-450-570	CAPITAL EXPENDITURES	.00	.00	.00	.00
2018 010-450-998	DISTRICT CLERK	180,444.00	180,408.49	177,785.00	180,098.00
2018 010-455-101	SALARY/ADMINISTRATIVE	45,144.00	45,144.00	43,472.00	43,472.00
2018 010-455-105	SALARY/CLERICAL	30,992.00	30,991.35	28,080.00	28,080.00
2018 010-455-201	FICA/MEDICARE	6,024.00	6,023.10	5,766.00	5,781.00
2018 010-455-202	HEALTH INS-CO PD	18,004.00	18,003.52	18,650.00	20,146.00
2018 010-455-203	RETIREMENT	9,539.00	9,538.48	9,045.00	9,069.00
2018 010-455-207	LONGEVITY/JP	1,552.00	1,552.00	208.00	312.00
2018 010-455-208	LONGEVITY/CLERK	.00	.00	.00	104.00
2018 010-455-210	LIFE INS-CO PD	156.00	156.00	156.00	156.00
2018 010-455-212	DENTAL INS-CO PD	640.00	619.52	600.00	580.00
2018 010-455-216	TCDRS OTL	493.00	492.89	395.00	416.00
2018 010-455-225	AUTO ALLOWANCE	1,800.00	1,800.00	3,600.00	3,600.00
2018 010-455-310	OFFICE SUPPLIES	1,172.00	1,171.35	2,165.00	1,700.00
2018 010-455-312	OFFICE RECORDS	4,234.00	4,233.52	4,200.00	4,200.00
2018 010-455-353	UNIFORMS	500.00	455.82	.00	.00
2018 010-455-400	OMNIBASE SERVICES	678.00	678.00	1,230.00	900.00
2018 010-455-421	AIR CARD SERVICE	.00	.00	504.00	500.00
2018 010-455-426	TRAVEL REIMBURSEMENT	272.00	271.62	75.00	.00
2018 010-455-427	EDUCATIONAL EXPENSES	931.00	930.51	1,445.00	1,000.00
2018 010-455-480	INSURANCE & SURETY BONDS	100.00	100.00	100.00	.00
2018 010-455-490	MISCELLANEOUS EXPENSES	36.00	35.64	81.00	.00
2018 010-455-570	CAPITAL EXPENDITURES	.00	.00	.00	.00
2018 010-455-998	JUSTICE OF THE PEACE	122,267.00	122,197.32	119,772.00	120,016.00
2018 010-465-102	ELECTION PAY (EMP)	2,600.00	798.19	500.00	500.00
2018 010-465-103	ELECTION PAY (NON EMP)	9,223.00	9,222.75	1,525.00	1,525.00
2018 010-465-201	FICA/MEDICARE	584.00	352.49	39.00	39.00
2018 010-465-203	RETIREMENT	916.00	95.79	60.00	60.00
2018 010-465-216	TCDRS OTL	17.00	4.94	3.00	3.00
2018 010-465-310	DELIVERY/ELECTION SUPPLIES	450.00	375.00	250.00	250.00
2018 010-465-334	ELECTION EXPENSES	28,559.00	28,558.86	4,500.00	4,500.00
2018 010-465-427	EDU EXP/VOTER REGISTRAR	1,207.00	1,206.04	1,000.00	.00
2018 010-465-428	ELEC EDU/ELEC WRKRS	365.00	364.50	.00	.00
2018 010-465-487	INSURANCE/TCDRS EMPLOYEE LIF	.00	.00	.00	.00
2018 010-465-573	VOTING EQUIPMENT	1,066.00	.00	3,695.00	.00
2018 010-465-574	CHAPTER 19 EXPENDITURES	.00	.00	1,500.00	.00
2018 010-465-998	ELECTIONS	44,987.00	40,978.56	13,072.00	6,877.00
2018 010-475-101	SALARY/ADMINISTRATIVE	54,135.00	54,135.00	52,130.00	52,130.00
2018 010-475-105	SALARY/SECRETARY	29,268.00	29,268.00	28,184.00	28,184.00
2018 010-475-113	STATE SALARY SUPPL	35,000.00	35,000.00	35,000.00	35,000.00
2018 010-475-201	FICA/MEDICARE	9,161.00	9,092.07	9,180.00	9,196.00
2018 010-475-202	HEALTH INS-CO PD	18,004.00	18,003.52	18,650.00	20,146.00
2018 010-475-203	RETIREMENT	14,766.00	14,765.64	14,400.00	14,425.00
2018 010-475-207	LONGEVITY/CO ATTORNEY	4,644.00	4,644.00	2,496.00	2,600.00
2018 010-475-208	LONGEVITY/SECRETARY	.00	.00	2,184.00	2,288.00
2018 010-475-210	LIFE INS-CO PD	156.00	156.00	156.00	156.00
2018 010-475-212	DENTAL INS-CO PD	640.00	619.52	600.00	580.00
2018 010-475-216	TCDRS OTL	763.00	762.90	624.00	662.00
2018 010-475-310	OFFICE SUPPLIES	555.00	554.51	900.00	900.00
2018 010-475-312	OFFICE RECORDS	1,876.00	1,875.35	2,071.00	2,100.00
2018 010-475-427	EDUCATIONAL EXPENSES	3,500.00	3,255.00	3,500.00	3,500.00
2018 010-475-480	INSURANCE & SURETY BONDS	228.00	227.50	50.00	.00
2018 010-475-490	MISCELLANEOUS EXPENSES	.00	.00	.00	.00
2018 010-475-570	CAPITAL EXPENDITURES	.00	.00	.00	.00
2018 010-475-998	COUNTY ATTORNEY	172,696.00	172,359.01	170,125.00	171,867.00

ACCOUNT #	ACCOUNT NAME	2016 BUDGET	2016 ACTUAL	2017 BUDGET	2018 BUDGET
2018 010-497-101	SALARY/ADMINISTRATIVE	54,000.00	54,000.00	52,000.00	52,000.00
2018 010-497-105	SALARY/SECRETARY	31,428.00	31,428.00	30,264.00	30,264.00
2018 010-497-201	FICA/MEDICARE	6,906.00	6,905.17	6,684.00	6,699.00
2018 010-497-202	HEALTH INS -CO PD	18,050.00	18,049.54	18,650.00	20,146.00
2018 010-497-203	RETIREMENT	10,861.00	10,860.48	10,484.00	10,509.00
2018 010-497-207	LONGEVITY/CO TREASURER	5,076.00	5,076.00	4,056.00	4,160.00
2018 010-497-208	LONGEVITY/ASSISTANT	.00	.00	1,040.00	1,144.00
2018 010-497-210	LIFE INS-CO PD	156.00	156.00	156.00	156.00
2018 010-497-212	DENTAL INS-CO PD	620.00	619.52	600.00	580.00
2018 010-497-216	TCDRS OTL	562.00	561.06	455.00	482.00
2018 010-497-310	OFFICE SUPPLIES	1,782.00	1,781.48	1,200.00	1,200.00
2018 010-497-312	OFFICE RECORDS	2,316.00	2,315.10	2,200.00	2,200.00
2018 010-497-427	EDUCATIONAL EXPENSES	1,837.00	1,836.50	1,193.00	1,178.00
2018 010-497-480	INSURANCE & SURETY BONDS	93.00	92.50	93.00	.00
2018 010-497-490	MISCELLANEOUS EXPENSES	.00	.00	1.00	.00
2018 010-497-570	CAPITAL EXPENDITURES	.00	.00	.00	.00
2018 010-497-998	COUNTY TREASURER	133,687.00	133,681.35	129,076.00	130,718.00
2018 010-499-101	SALARY/ADMINISTRATIVE	57,240.00	57,240.00	55,120.00	55,120.00
2018 010-499-105	SALARIES/CLERICAL	82,264.00	81,028.00	80,704.00	80,704.00
2018 010-499-201	FICA/MEDICARE	11,043.00	10,672.50	10,876.00	10,908.00
2018 010-499-202	HEALTH INS-CO PD	34,600.00	34,600.76	37,300.00	40,292.00
2018 010-499-203	RETIREMENT	17,363.00	17,362.56	17,061.00	17,111.00
2018 010-499-207	LONGEVITY/TAX COLLECTOR	6,744.00	6,420.00	2,392.00	2,496.00
2018 010-499-208	LONGEVITY/TAX CLERKS	.00	.00	3,952.00	4,264.00
2018 010-499-210	LIFE INS- CO PD	312.00	299.00	312.00	312.00
2018 010-499-212	DENTAL INS-CO PD	1,280.00	1,185.72	1,200.00	1,160.00
2018 010-499-216	TCDRS OTL	898.00	897.13	740.00	785.00
2018 010-499-310	OFFICE SUPPLIES	5,000.00	2,771.82	3,000.00	3,000.00
2018 010-499-312	OFFICE RECORDS	8,702.00	8,701.84	3,647.00	2,800.00
2018 010-499-421	AIR CARD SERVICE	168.00	.00	504.00	500.00
2018 010-499-427	EDUCATIONAL EXPENSES	2,800.00	2,365.67	3,000.00	3,000.00
2018 010-499-480	INSURANCE & SURETY BONDS	2,581.00	2,581.00	171.00	.00
2018 010-499-490	MISCELLANEOUS EXPENSES	1,500.00	1,500.00	.00	.00
2018 010-499-570	CAPITAL EXPENDITURES	.00	.00	.00	.00
2018 010-499-998	TAX ASSESSOR COLLECTOR	232,495.00	227,626.00	219,979.00	222,452.00
2018 010-510-115	SALARY/CUSTODIAN	63,128.00	42,847.20	37,232.00	37,232.00
2018 010-510-201	FICA/MEDICARE	5,068.00	3,378.49	2,857.00	2,952.00
2018 010-510-202	HEALTH INS-CO PD	17,796.00	13,117.81	9,325.00	10,073.00
2018 010-510-203	RETIREMENT	7,950.00	5,329.82	4,481.00	4,631.00
2018 010-510-207	LONGEVITY	3,120.00	1,568.00	1,248.00	1,352.00
2018 010-510-210	LIFE INS-CO PD	156.00	104.00	78.00	78.00
2018 010-510-212	DENTAL INS-CO PD	640.00	510.49	300.00	290.00
2018 010-510-216	TCDRS OTL	411.00	275.36	195.00	213.00
2018 010-510-330	FUEL, OIL & GREASE	100.00	.00	100.00	100.00
2018 010-510-334	CLEANING SUPPLIES	9,000.00	5,842.45	6,765.00	6,000.00
2018 010-510-335	BOTANICAL EXPENSES	1,044.00	1,043.50	600.00	600.00
2018 010-510-440	UTILITIES	42,095.00	42,094.67	40,000.00	35,500.00
2018 010-510-450	BUILDING MAINT	10,098.00	3,434.81	14,692.00	6,000.00
2018 010-510-451	HEATING/COOLING MAINT	5,500.00	2,331.81	12,141.00	2,800.00
2018 010-510-453	PLUMBING SYSTEM MAINT	65,566.00	65,565.07	35,000.00	4,000.00
2018 010-510-455	ELECTRICAL SYSTEM MAINT	5,447.00	5,446.60	1,148.00	.00
2018 010-510-490	MISCELLANEOUS EXPENSES	1,000.00	658.62	261.00	.00
2018 010-510-998	COURTHOUSE	238,119.00	193,548.70	166,423.00	111,821.00
2018 010-550-101	SALARY/ADMINISTRATIVE	21,627.00	21,627.00	20,826.00	20,826.00
2018 010-550-130	SALARY/BAILLIFF	5,496.00	5,535.88	.00	.00
2018 010-550-201	FICA/MEDICARE	2,200.00	2,203.08	1,640.00	1,602.00
2018 010-550-202	HEALTH INS-CO PD	9,002.00	9,001.76	9,325.00	10,073.00
2018 010-550-203	RETIREMENT	3,522.00	3,525.97	2,572.00	2,512.00
2018 010-550-207	LONGEVITY	1,620.00	1,620.00	.00	104.00
2018 010-550-210	LIFE INS-CO PD	78.00	78.00	78.00	78.00
2018 010-550-212	DENTAL INS-CO PD	320.00	309.76	300.00	290.00
2018 010-550-216	TCDRS OTL	182.00	182.25	112.00	116.00
2018 010-550-225	AUTO ALLOWANCE	600.00	600.00	.00	.00
2018 010-550-310	OFFICE SUPPLIES	250.00	178.56	125.00	125.00
2018 010-550-353	UNIFORMS	.00	.00	.00	.00
2018 010-550-426	TRAVEL REIMBURSEMENT	1,601.00	1,600.44	1,200.00	1,200.00
2018 010-550-427	EDUCATIONAL EXPENSES	60.00	60.00	300.00	.00
2018 010-550-480	INSURANCE & SURETY BONDS	228.00	227.50	50.00	.00
2018 010-550-490	MISCELLANEOUS EXPENSES	1,500.00	1,500.00	1,946.00	.00
2018 010-550-998	CONSTABLE	48,286.00	48,250.20	38,474.00	36,926.00

ACCOUNT #	ACCOUNT NAME	2016 BUDGET	2016 ACTUAL	2017 BUDGET	2018 BUDGET
2018 010-560-101	SALARY/ADMINISTRATIVE	57,240.00	57,240.00	55,120.00	55,120.00
2018 010-560-104	SALARIES/DEPUTIES/SECRETARY	251,446.00	251,445.40	223,102.00	223,102.00
2018 010-560-116	OVERTIME PAY	35,264.00	35,263.27	17,000.00	17,000.00
2018 010-560-117	HOLIDAY PAY	.00	.00	.00	4,500.00
2018 010-560-201	FICA/MEDICARE	26,484.00	26,483.16	22,832.00	23,112.00
2018 010-560-202	HEALTH INS-CO PD	66,001.00	66,000.86	65,275.00	60,438.00
2018 010-560-203	RETIREMENT	41,652.00	41,651.25	35,814.00	36,254.00
2018 010-560-207	LONGEVITY/SHERIFF	3,136.00	3,136.00	.00	.00
2018 010-560-208	LONGEVITY/SECY, DEPUTIES	.00	.00	3,224.00	2,392.00
2018 010-560-210	LIFE INS-CO PD	572.00	572.00	546.00	546.00
2018 010-560-212	DENTAL INS-CO PD	2,278.00	2,277.50	2,100.00	2,030.00
2018 010-560-216	TCDRS OTL	2,152.00	2,151.81	1,552.00	1,662.00
2018 010-560-310	OFFICE SUPPLIES	1,755.00	1,754.75	2,400.00	3,283.00
2018 010-560-312	OFFICE RECORDS	5,529.00	5,528.32	4,000.00	5,000.00
2018 010-560-330	FUEL	23,943.00	23,942.57	40,000.00	30,000.00
2018 010-560-331	OIL, GREASE & TIRES	621.00	620.16	1,500.00	.00
2018 010-560-353	UNIFORMS/EQUIP/AMMO	1,722.00	1,721.32	2,788.00	2,892.00
2018 010-560-354	VEHICLE MAINTENANCE	23,376.00	23,375.70	22,000.00	12,540.00
2018 010-560-356	WATERCRAFT MAINT	605.00	604.81	200.00	200.00
2018 010-560-357	VEHICLE PURCHASE	1,026.00	1,025.79	.00	.00
2018 010-560-410	COURT/INVESTIGATIVE EXPENSES	.00	.00	.00	.00
2018 010-560-421	AIR CARD SERVICE	.00	.00	3,528.00	3,528.00
2018 010-560-426	TRAVEL EXPENSES	1,769.00	1,769.00	2,500.00	2,500.00
2018 010-560-427	EDUCATIONAL EXPENSES	4,674.00	4,673.80	5,000.00	5,000.00
2018 010-560-480	INSURANCE & SURETY BONDS	178.00	177.50	121.00	.00
2018 010-560-490	MISCELLANEOUS EXPENSES	338.00	337.18	28.00	.00
2018 010-560-491	CANINE EXPENSE	751.00	750.66	1,000.00	.00
2018 010-560-570	CAPITAL EXPENDITURES	.00	.00	.00	.00
2018 010-560-998	SHERIFF	552,512.00	552,502.81	511,630.00	491,099.00
2018 010-561-104	SALARIES/JAILERS	332,016.00	332,015.64	314,715.00	372,919.00
2018 010-561-115	SALARY/CUSTODIAN	35,300.00	35,299.65	34,008.00	34,008.00
2018 010-561-116	OVERTIME PAY	37,772.00	37,771.61	14,287.00	14,287.00
2018 010-561-117	HOLIDAY PAY	.00	.00	.00	9,772.00
2018 010-561-201	FICA/MEDICARE	30,305.00	30,304.76	28,089.00	33,424.00
2018 010-561-202	HEALTH INS-CO PD	104,855.00	104,854.58	130,564.00	141,022.00
2018 010-561-203	RETIREMENT	49,060.00	49,059.19	44,061.00	52,430.00
2018 010-561-207	LONGEVITY	3,740.00	3,740.00	4,160.00	5,928.00
2018 010-561-210	LIFE INS-CO PD	897.00	897.00	1,092.00	1,092.00
2018 010-561-212	DENTAL INS-CO PD	3,558.00	3,557.16	4,200.00	4,060.00
2018 010-561-216	TCDRS OTL	2,535.00	2,534.14	1,910.00	2,404.00
2018 010-561-312	OFFICE RECORDS	1,985.00	1,984.46	2,300.00	2,300.00
2018 010-561-332	CLEANING SUPPLIES	9,260.00	9,259.90	8,940.00	8,940.00
2018 010-561-333	INMATE FOOD ORDERS	75,673.00	75,672.13	69,000.00	69,000.00
2018 010-561-335	SUPPLIES FOR JAIL	3,031.00	3,030.26	3,000.00	3,000.00
2018 010-561-355	BOTANICAL EXPENSES	1,043.00	1,042.52	800.00	500.00
2018 010-561-405	INMATE HEALTH CARE	89,507.00	89,506.99	81,780.00	85,729.00
2018 010-561-412	INMATE HOUSING/OUT OF COUNTY	1,896.00	1,896.00	.00	.00
2018 010-561-422	COMMUNICATIONS/EQUIP & REPAIR	2,081.00	2,080.94	2,000.00	.00
2018 010-561-427	EDUCATIONAL EXPENSES	3,510.00	3,509.34	3,500.00	3,500.00
2018 010-561-450	BUILDING MAINT	11,095.00	11,094.53	10,000.00	12,000.00
2018 010-561-456	HEATING/COOLING MAINT	3,816.00	3,815.29	2,500.00	4,500.00
2018 010-561-457	PLUMBING SYSTEM MAINT	8,598.00	8,597.49	14,788.00	4,500.00
2018 010-561-458	ELECTRICAL SYSTEM MAINT	3,932.00	3,931.98	1,500.00	3,000.00
2018 010-561-459	JAIL MAINT	16.00	15.16	.00	.00
2018 010-561-480	INSURANCE & SURETY BONDS	.00	.00	71.00	.00
2018 010-561-490	MISCELLANEOUS EXPENSES	758.00	757.84	.00	.00
2018 010-561-998	JAIL	816,239.00	816,228.56	777,265.00	868,315.00

ACCOUNT #	ACCOUNT NAME	2016 BUDGET	2016 ACTUAL	2017 BUDGET	2018 BUDGET
2018 010-570-440	JUV PROB/UTILITIES	6,455.00	6,454.83	3,396.00	3,700.00
2018 010-570-480	INSURANCE & SURETY BONDS	.00	.00	.00	.00
2018 010-570-490	MISCELLANEOUS EXPENSES	71.00	71.00	.00	.00
2018 010-570-512	JUV PROB/DETENTION	24,989.00	7,597.00	10,000.00	10,000.00
2018 010-570-513	JUV PROB/SUBSIDY	30,000.00	30,000.00	35,000.00	35,000.00
2018 010-570-514	JUV PROB/PLACEMENTS	82,000.00	3,535.00	24,248.00	24,000.00
2018 010-570-998	JUVENILE PROBATION	143,515.00	47,657.83	72,644.00	72,700.00
2018 010-630-408	AUTOPSIES	20,000.00	18,785.00	20,000.00	10,000.00
2018 010-630-409	COMMITMENTS	4,500.00	3,483.00	1,500.00	.00
2018 010-630-410	BETTY HARDWICK CNTR/SUBSIDY	10,700.00	10,700.00	10,700.00	10,700.00
2018 010-630-411	INDIGENT BURIALS	7,500.00	7,500.00	9,000.00	6,000.00
2018 010-630-486	COUNTY HEALTH OFFICER	2,400.00	2,400.00	2,400.00	2,400.00
2018 010-630-490	MISCELLANEOUS EXPENSES	.00	.00	.00	.00
2018 010-630-998	HEALTH OFFICER	45,100.00	42,868.00	43,600.00	29,100.00
2018 010-665-102	SALARIES/COUNTY AGENTS	30,160.00	29,580.00	30,160.00	30,160.00
2018 010-665-105	SALARY/SECRETARY	.00	.00	.00	.00
2018 010-665-201	FICA/MEDICARE	2,744.00	2,698.95	2,744.00	2,744.00
2018 010-665-202	HEALTH INS-CO PD	.00	.00	.00	.00
2018 010-665-203	RETIREMENT	.00	.00	.00	.00
2018 010-665-207	LONGEVITY	.00	.00	.00	.00
2018 010-665-210	LIFE INS-CO PD	.00	.00	.00	.00
2018 010-665-212	DENTAL INS-CO PD	.00	.00	.00	.00
2018 010-665-216	TCDRS OTL	.00	.00	.00	.00
2018 010-665-225	AUTO ALLOWANCE	5,700.00	5,700.00	5,700.00	5,700.00
2018 010-665-310	OFFICE SUPPLIES	6,500.00	4,363.92	4,800.00	4,800.00
2018 010-665-490	MISCELLANEOUS EXPENSES	2,000.00	36.00	.00	.00
2018 010-665-491	DEMO/TRAVEL EXP/AG	5,500.00	5,411.90	6,000.00	4,500.00
2018 010-665-492	DEMO/TRAVEL EXP/FCS	4,500.00	3,046.20	4,500.00	4,500.00
2018 010-665-570	CAPITAL EXPENDITURES	3,995.00	.00	.00	.00
2018 010-665-998	COUNTY AGENTS	61,099.00	50,836.97	53,904.00	52,404.00
2018 010-700-000	GENERAL TRANSFERS OUT	10,000.00	.00	.00	.00
2018 010-999-999	TOTAL EXPENDITURES	259,714.00	141,362.80	170,148.00	154,204.00

ACCOUNT #	ACCOUNT NAME	2016 BUDGET	2016 ACTUAL	2017 BUDGET	2018 BUDGET
2018 015-310-100	AD VALOREM TAXES-CURRENT	37,089.00	14,989.13	43,014.00	116,204.00
2018 015-310-101	AD VALOREM TAXES-DELINQUENT	2,000.00	1,037.42	300.00	3,260.00
2018 015-365-100	MISCELLANEOUS REVENUES	400.00	1,951.25	.00	.00
2018 015-365-200	QTLY JUROR REIMB	1,500.00	3,604.00	3,000.00	3,000.00
2018 015-365-300	EXCESS JURY CASH REIMB	5,000.00	15,664.00	8,000.00	8,000.00
2018 015-390-000	JURY TRANSFERS IN/OUT	.00	.00	.00	.00
2018 015-399-999	ACTUAL REVENUE	45,989.00	37,245.80	54,314.00	130,464.00
2018 015-409-130	BAILIFF PAY	.00	.00	5,000.00	5,000.00
2018 015-409-201	FICA/MEDICARE	.00	.00	383.00	383.00
2018 015-409-203	RETIREMENT	.00	.00	600.00	600.00
2018 015-409-216	TCDRS OTL	.00	.00	26.00	28.00
2018 015-409-413	COURT APPTD INTERPRETERS	1,000.00	175.00	500.00	500.00
2018 015-409-490	MISCELLANEOUS EXPENSES	159.00	158.52	145.00	150.00
2018 015-409-492	GRAND JURORS	2,990.00	2,990.00	2,300.00	2,300.00
2018 015-409-493	PETIT JURORS	26,550.00	26,550.00	17,000.00	10,000.00
2018 015-409-494	JP COURT JURORS	1,000.00	430.00	1,000.00	1,000.00
2018 015-409-495	SPECIAL JUDGE EXPENSES	2,877.00	2,876.92	1,000.00	1,000.00
2018 015-409-496	EIGHTH JUD ADM REGION	800.00	779.99	795.00	801.00
2018 015-409-998	JURY GENERAL	35,376.00	33,960.43	28,749.00	21,762.00
2018 015-435-111	SALARY/COURT ADM	32,578.00	32,577.84	32,500.00	32,500.00
2018 015-435-112	JUVENILE BOARD SALARY	1,200.00	1,200.00	1,200.00	1,200.00
2018 015-435-201	FICA/MEDICARE	92.00	91.80	92.00	92.00
2018 015-435-203	RETIREMENT	144.00	144.00	144.00	144.00
2018 015-435-216	TCDRS OTL	8.00	7.44	7.00	7.00
2018 015-435-310	OFFICE SUPPLIES	200.00	.00	100.00	100.00
2018 015-435-427	EDUCATIONAL EXPENSES	2,000.00	959.48	1,000.00	1,000.00
2018 015-435-490	MISCELLANEOUS EXPENSES	98.00	98.00	.00	.00
2018 015-435-998	DISTRICT JUDGE	36,320.00	35,078.56	35,043.00	35,043.00
2018 015-466-110	SALARY/COURT REPORTER	46,802.00	46,801.87	30,000.00	30,000.00
2018 015-466-310	REPORTER'S EXPENSES	16,163.00	16,163.00	8,000.00	5,000.00
2018 015-466-998	COURT REPORTER	62,965.00	62,964.87	38,000.00	35,000.00
2018 015-476-111	SALARIES/SUPPORT PERSONNEL	73,691.00	73,690.11	60,000.00	60,000.00
2018 015-476-408	COURT/INVESTIGATIVE EXPENSES	4,000.00	721.71	1,000.00	1,000.00
2018 015-476-490	MISCELLANEOUS EXPENSES	.00	.00	.00	.00
2018 015-476-998	DISTRICT ATTORNEY	77,691.00	74,411.82	61,000.00	61,000.00
2018 015-999-999	TOTAL EXPENDITURES	212,352.00	206,415.68	162,792.00	152,805.00

ACCOUNT #	ACCOUNT NAME	2016 BUDGET	2016 ACTUAL	2017 BUDGET	2018 BUDGET
2018 021-310-100	AD VALOREM TAXES-CURRENT	98,287.00	60,182.47	73,343.00	69,332.00
2018 021-310-101	AD VALOREM TAXES-DELINQUENT	3,000.00	1,403.99	3,300.00	3,300.00
2018 021-321-200	MOTOR VEH LICENSE SALES	73,000.00	20,853.95	25,500.00	25,500.00
2018 021-321-210	R&B LICENSE FEES	24,500.00	72,498.14	74,000.00	74,000.00
2018 021-321-300	IRP FEES	4,872.00	3,793.53	6,500.00	6,500.00
2018 021-321-400	BOAT & MOTOR TITLE FEES	300.00	998.34	990.00	676.00
2018 021-333-100	CETRZ GRANT REVENUE	.00	99,750.88	23,111.00	.00
2018 021-333-101	FEMA REVENUE	.00	.00	.00	.00
2018 021-365-100	MISCELLANEOUS REVENUES	13,500.00	7,555.05	13,500.00	14,905.00
2018 021-390-000	PCT #1 TRANSFERS IN	.00	.00	.00	.00
2018 021-399-999	ACTUAL REVENUE	217,459.00	267,036.35	220,244.00	194,213.00
2018 021-621-101	SALARY/ADMINISTRATIVE	54,000.00	54,000.00	52,000.00	52,000.00
2018 021-621-106	SALARIES/ROAD EMPLOYEES	82,728.00	82,728.00	79,664.00	79,664.00
2018 021-621-107	EXTRA LABOR	.00	.00	.00	.00
2018 021-621-201	FICA/MEDICARE	11,238.00	11,210.71	10,987.00	11,010.00
2018 021-621-202	HEALTH INS-CO PD	27,040.00	27,039.04	27,975.00	30,219.00
2018 021-621-203	RETIREMENT	18,227.00	18,226.08	17,233.00	17,271.00
2018 021-621-207	LONGEVITY/COMMISSIONER	832.00	756.00	520.00	624.00
2018 021-621-208	LONGEVITY/ROAD EMPLOYEES	.00	.00	624.00	832.00
2018 021-621-210	LIFE INS-CO PD	234.00	234.00	234.00	234.00
2018 021-621-212	DENTAL INS-CO PD	960.00	929.28	900.00	870.00
2018 021-621-216	TCDRS OTL	942.00	941.67	748.00	792.00
2018 021-621-225	AUTO ALLOWANCE	14,400.00	14,400.00	10,800.00	10,800.00
2018 021-621-330	FUEL, OIL & GREASE	18,400.00	18,050.30	18,000.00	18,000.00
2018 021-621-354	VEHICLE MAINTENANCE	3,554.00	175.94	4,309.00	1,500.00
2018 021-621-360	BRIDGE MAINTENANCE	.00	.00	.00	.00
2018 021-621-365	METAL CULVERTS	.00	.00	1,077.00	.00
2018 021-621-368	ROAD MATERIALS	11,000.00	10,508.81	15,000.00	10,000.00
2018 021-621-369	CETRZ GRANT ROAD MATERIALS	60,233.00	60,232.25	63,326.00	.00
2018 021-621-370	FEMA GRANT EXPENDITURES	2,982.00	2,981.56	9,189.00	.00
2018 021-621-427	EDUCATIONAL EXPENSES	2,500.00	1,021.64	525.00	525.00
2018 021-621-463	EQUIPMENT MAINTENANCE	13,099.00	13,098.65	6,000.00	6,000.00
2018 021-621-464	TIRES, TIRE REPAIRS	6,000.00	5,990.94	5,500.00	5,000.00
2018 021-621-480	INSURANCE & SURETY BONDS	355.00	355.00	355.00	.00
2018 021-621-490	MISCELLANEOUS EXPENSES	1,280.00	1,277.97	2,159.00	.00
2018 021-621-570	CAPITAL EXPENDITURES	.00	.00	.00	.00
2018 021-621-998	PCT #1	330,004.00	324,157.84	327,125.00	245,341.00
2018 021-700-000	PREC #1 TRANSFERS OUT	.00	.00	.00	.00
2018 021-999-999	TOTAL EXPENDITURES	330,004.00	324,157.84	327,125.00	245,341.00

ACCOUNT #	ACCOUNT NAME	2016 BUDGET	2016 ACTUAL	2017 BUDGET	2018 BUDGET
2018 022-310-100	AD VALOREM TAXES-CURRENT	94,578.00	57,911.43	70,905.00	66,716.00
2018 022-310-101	AD VALOREM TAXES-DELINQUENT	2,900.00	1,351.05	3,200.00	3,200.00
2018 022-321-200	MOTOR VEH LICENSE SALES	73,000.00	20,854.00	25,502.00	25,502.00
2018 022-321-210	R&B LICENSE FEES	24,500.00	72,498.17	74,000.00	74,000.00
2018 022-321-300	IRP FEES	4,872.00	3,793.55	6,500.00	6,500.00
2018 022-321-400	BOAT & MOTOR TITLE FEES	300.00	998.34	990.00	676.00
2018 022-333-200	CETRZ GRANT REVENUE	.00	72,588.05	23,111.00	.00
2018 022-333-201	FEMA PROJECT REVENUES	.00	.00	.00	.00
2018 022-365-100	MISCELLANEOUS REVENUES	13,500.00	7,555.05	13,500.00	14,520.00
2018 022-399-999	ACTUAL REVENUE	213,650.00	237,549.64	217,708.00	191,114.00
2018 022-622-101	SALARY/ADMINISTRATIVE	54,000.00	54,000.00	52,000.00	52,000.00
2018 022-622-106	SALARIES/ROAD EMPLOYEES	79,664.00	79,664.00	79,664.00	79,664.00
2018 022-622-107	EXTRA LABOR	.00	.00	.00	.00
2018 022-622-201	FICA/MEDICARE	11,493.00	10,633.29	11,241.00	11,265.00
2018 022-622-202	HEALTH INS-CO PD	26,694.00	26,300.40	27,975.00	30,219.00
2018 022-622-203	RETIREMENT	18,287.00	18,286.08	17,633.00	17,670.00
2018 022-622-207	LONGEVITY/COMMISSIONER	4,320.00	4,320.00	3,952.00	4,056.00
2018 022-622-208	LONGEVITY/ROAD EMPLOYEES	.00	.00	520.00	728.00
2018 022-622-210	LIFE INS-CO PD	234.00	180.70	234.00	234.00
2018 022-622-212	DENTAL INS-CO PD	960.00	902.62	900.00	870.00
2018 022-622-216	TCDRS OTL	945.00	944.81	765.00	810.00
2018 022-622-225	AUTO ALLOWANCE	14,400.00	14,400.00	10,800.00	10,800.00
2018 022-622-330	FUEL, OIL & GREASE	19,412.00	19,411.88	18,000.00	18,000.00
2018 022-622-354	VEHICLE MAINTENANCE	2,264.00	2,263.17	1,500.00	1,500.00
2018 022-622-360	BRIDGE MAINTENANCE	.00	.00	.00	.00
2018 022-622-365	METAL CULVERTS	1,000.00	871.06	1,000.00	.00
2018 022-622-368	ROAD MATERIALS	9,167.00	4,693.74	15,000.00	10,000.00
2018 022-622-369	CETRZ GRANT ROAD MATERIALS	94,746.00	94,745.06	30,472.00	.00
2018 022-622-370	FEMA GRANT EXPENDITURES	.00	.00	11,960.00	.00
2018 022-622-427	EDUCATIONAL EXPENSES	1,500.00	.00	525.00	525.00
2018 022-622-463	EQUIPMENT MAINTENANCE	8,000.00	6,374.15	13,882.00	6,000.00
2018 022-622-464	TIRES, TIRE REPAIRS	6,000.00	5,201.95	8,000.00	5,000.00
2018 022-622-480	INSURANCE & SURETY BONDS	100.00	100.00	.00	.00
2018 022-622-490	MISCELLANEOUS EXPENSES	1,650.00	1,649.14	2,008.00	.00
2018 022-622-570	CAPITAL EXPENDITURES	.00	.00	.00	.00
2018 022-622-998	PCT# 2	354,836.00	344,942.05	308,031.00	249,341.00
2018 022-700-000	PREC #2 TRANSFER OUT	.00	.00	.00	.00
2018 022-999-999	TOTAL EXPENDITURES	354,836.00	344,942.05	308,031.00	249,341.00

ACCOUNT #	ACCOUNT NAME	2016 BUDGET	2016 ACTUAL	2017 BUDGET	2018 BUDGET
2018 023-310-100	AD VALOREM TAXES-CURRENT	90,868.00	55,640.39	68,468.00	64,100.00
2018 023-310-101	AD VALOREM TAXES-DELINQUENT	2,800.00	1,298.05	3,100.00	3,100.00
2018 023-321-200	MOTOR VEH LICENSE SALES	73,000.00	20,853.93	25,500.00	25,500.00
2018 023-321-210	R&B LICENSE FEES	24,500.00	72,498.14	74,000.00	74,000.00
2018 023-321-300	IRP FEES	4,872.00	3,793.51	6,500.00	6,500.00
2018 023-321-400	BOAT & MOTOR TITLE FEES	300.00	998.30	989.00	676.00
2018 023-333-300	CETRZ GRANT REVENUE	.00	31,239.95	.00	.00
2018 023-333-301	FEMA PROJECT REVENUES	.00	.00	.00	.00
2018 023-365-100	MISCELLANEOUS REVENUES	13,500.00	7,555.05	13,500.00	15,136.00
2018 023-399-999	ACTUAL REVENUE	209,840.00	193,877.32	192,057.00	189,012.00
2018 023-623-101	SALARY/ADMINISTRATIVE	52,000.00	54,000.00	52,000.00	52,000.00
2018 023-623-106	SALARIES/ROAD EMPLOYEES	79,664.00	82,728.00	79,664.00	79,664.00
2018 023-623-107	EXTRA LABOR	.00	.00	.00	.00
2018 023-623-201	FICA/MEDICARE	11,408.00	11,404.24	10,971.00	10,994.00
2018 023-623-202	HEALTH INS-CO PD	26,694.00	27,031.54	27,975.00	30,219.00
2018 023-623-203	RETIREMENT	17,895.00	18,407.52	17,208.00	17,246.00
2018 023-623-207	LONGEVITY/COMMISSIONER	3,056.00	2,268.00	.00	104.00
2018 023-623-208	LONGEVITY/ROAD EMPLOYEES	.00	.00	936.00	1,144.00
2018 023-623-210	LIFE INS-CO PD	234.00	175.56	234.00	234.00
2018 023-623-212	DENTAL INS-CO PD	960.00	929.28	900.00	870.00
2018 023-623-216	TCDRS OTL	925.00	951.12	747.00	791.00
2018 023-623-225	AUTO ALLOWANCE	14,400.00	14,400.00	10,800.00	10,800.00
2018 023-623-330	FUEL, OIL & GREASE	22,500.00	15,850.14	18,500.00	18,000.00
2018 023-623-345	METAL CULVERTS	7,970.00	7,969.55	1,000.00	.00
2018 023-623-354	VEHICLE MAINTENANCE	3,000.00	499.96	3,000.00	1,500.00
2018 023-623-360	BRIDGE MAINTENANCE	.00	.00	.00	.00
2018 023-623-368	ROAD MATERIALS	15,000.00	6,830.30	15,000.00	10,000.00
2018 023-623-369	CETRZ GRANT ROAD MATERIALS	22,452.00	22,451.86	.00	.00
2018 023-623-370	FEMA GRANT EXPENDITURES	2,634.00	2,633.40	.00	.00
2018 023-623-427	EDUCATIONAL EXPENSES	1,500.00	.00	1,077.00	525.00
2018 023-623-463	EQUIPMENT MAINTENANCE	6,480.00	6,944.18	6,000.00	6,000.00
2018 023-623-464	TIRES, TIRE REPAIRS	4,000.00	5,886.06	5,150.00	5,000.00
2018 023-623-480	INSURANCE & SURETY BONDS	355.00	355.00	355.00	.00
2018 023-623-490	MISCELLANEOUS EXPENSES	1,497.00	2,996.19	2,282.00	.00
2018 023-623-570	CAPITAL EXPENDITURES	.00	.00	.00	.00
2018 023-623-998	PCT# 3	294,624.00	284,711.90	253,799.00	245,091.00
2018 023-700-000	PREC #3 TRANSFER OUT	.00	.00	.00	.00
2018 023-999-999	TOTAL EXPENDITURES	294,624.00	284,711.90	253,799.00	245,091.00



ACCOUNT #	ACCOUNT NAME	2016 BUDGET	2016 ACTUAL	2017 BUDGET	2018 BUDGET
2018 024-310-100	AD VALOREM TAXES-CURRENT	87,160.00	53,369.38	66,030.00	61,484.00
2018 024-310-101	AD VALOREM TAXES-DELINQUENT	2,700.00	1,245.05	3,000.00	3,000.00
2018 024-321-200	MOTOR VEH LICENSE SALES	73,000.00	20,854.07	25,500.00	25,500.00
2018 024-321-210	R&B LICENSE FEES	24,500.00	72,498.26	74,000.00	74,000.00
2018 024-321-300	IRP FEES	4,872.00	3,793.52	6,500.00	6,500.00
2018 024-321-400	BOAT & MOTOR TITLE FEES	300.00	998.32	989.00	676.00
2018 024-333-400	CETRZ GRANT REVENUE	.00	74,082.20	23,112.00	.00
2018 024-333-401	FEMA PROJECT REVENUES	.00	.00	.00	.00
2018 024-365-100	MISCELLANEOUS REVENUES	13,500.00	7,555.07	.00	15,752.00
2018 024-390-000	PCT #4 TRANSFERS IN	.00	.00	.00	.00
2018 024-399-999	ACTUAL REVENUE	206,032.00	234,395.87	199,131.00	186,912.00
2018 024-624-101	SALARY/ADMINISTRATIVE	54,000.00	54,000.00	52,000.00	52,000.00
2018 024-624-106	SALARIES/ROAD EMPLOYEES	82,728.00	82,728.00	79,664.00	79,664.00
2018 024-624-107	EXTRA LABOR	.00	.00	.00	.00
2018 024-624-201	FICA/MEDICARE	11,670.00	11,669.04	11,345.00	11,341.00
2018 024-624-202	HEALTH INS-CO PD	27,028.00	27,027.76	27,975.00	30,219.00
2018 024-624-203	RETIREMENT	18,823.00	18,822.24	17,795.00	17,789.00
2018 024-624-207	LONGEVITY/COMMISSIONER	5,724.00	5,724.00	1,456.00	1,560.00
2018 024-624-208	LONGEVITY/ROAD EMPLOYEES	.00	.00	4,004.00	4,212.00
2018 024-624-210	LIFE INS-CO PD	234.00	234.00	234.00	234.00
2018 024-624-212	DENTAL INS-CO PD	960.00	929.28	900.00	870.00
2018 024-624-216	TCDRS OTL	973.00	972.45	772.00	816.00
2018 024-624-225	AUTO ALLOWANCE	14,400.00	14,400.00	10,800.00	10,800.00
2018 024-624-330	FUEL, OIL & GREASE	14,000.00	10,898.83	12,000.00	12,000.00
2018 024-624-354	VEHICLE MAINTENANCE	2,000.00	700.01	2,000.00	1,500.00
2018 024-624-360	BRIDGE MAINTENANCE	.00	.00	.00	.00
2018 024-624-365	METAL CULVERTS	1,000.00	922.24	1,000.00	.00
2018 024-624-368	ROAD MATERIALS	14,000.00	4,869.19	14,000.00	10,000.00
2018 024-624-369	CETRZ GRANT ROAD MATERIALS	18,683.00	18,682.62	50,943.00	.00
2018 024-624-370	FEMA GRANT EXPENDITURES	.00	.00	.00	.00
2018 024-624-427	EDUCATIONAL EXPENSES	1,500.00	230.00	700.00	525.00
2018 024-624-463	EQUIPMENT MAINTENANCE	8,650.00	6,197.39	7,314.00	6,000.00
2018 024-624-464	TIRES, TIRE REPAIRS	6,000.00	2,169.36	6,325.00	5,000.00
2018 024-624-480	INSURANCE & SURETY BONDS	.00	.00	.00	.00
2018 024-624-490	MISCELLANEOUS EXPENSES	2,030.00	2,029.95	2,062.00	.00
2018 024-624-570	CAPITAL EXPENDITURES	.00	.00	.00	.00
2018 024-624-998	PCT #4	284,403.00	263,206.36	303,289.00	244,530.00
2018 024-700-000	PCT #4 TRANSFERS OUT	.00	.00	.00	.00
2018 024-999-999	TOTAL EXPENDITURES	284,403.00	263,206.36	303,289.00	244,530.00

ACCOUNT #	ACCOUNT NAME	2016 BUDGET	2016 ACTUAL	2017 BUDGET	2018 BUDGET
2018 025-340-700	FEES/DISTRICT CLERK	20,000.00	18,648.74	23,500.00	17,510.00
2018 025-340-800	FEES/JP	20,000.00	15,456.99	18,500.00	12,375.00
2018 025-365-100	MISCELLANEOUS REVENUES	2,000.00	.00	1,000.00	.00
2018 025-399-999	ACTUAL REVENUE	42,000.00	34,105.73	43,000.00	29,885.00
2018 025-620-310	OFFICE SUPPLIES	171.00	170.50	182.00	.00
2018 025-620-330	FUEL, OIL & GREASE	122.00	121.11	38.00	.00
2018 025-620-354	VEHICLE MAINT	.00	.00	.00	.00
2018 025-620-355	FIRE TRUCK EXPENSES	.00	.00	.00	.00
2018 025-620-365	METAL CULVERTS	.00	.00	.00	.00
2018 025-620-368	ROAD MATERIALS	.00	.00	95.00	.00
2018 025-620-407	COYOTE ERADICATION	.00	.00	.00	.00
2018 025-620-427	EDUCATIONAL EXPENSES	2,367.00	2,367.00	1,450.00	1,450.00
2018 025-620-440	UTILITIES	9,000.00	7,456.33	7,085.00	9,000.00
2018 025-620-450	BUILDING MAINT	1,080.00	371.82	2,688.00	1,500.00
2018 025-620-463	EQUIPMENT MAINT	3,436.00	3,435.15	3,000.00	3,000.00
2018 025-620-464	TIRES, TIRE REPAIRS	2,077.00	2,076.40	1,836.00	1,000.00
2018 025-620-490	MISCELLANEOUS EXPENSES	3,438.00	3,437.95	2,453.00	.00
2018 025-620-570	CAPITAL EXPENDITURES	.00	.00	.00	.00
2018 025-620-998	COUNTY YARD	21,691.00	19,436.26	18,827.00	15,950.00
2018 025-999-999	TOTAL EXPENDITURES	21,691.00	19,436.26	18,827.00	15,950.00

ACCOUNT #	ACCOUNT NAME	2016 BUDGET	2016 ACTUAL	2017 BUDGET	2018 BUDGET
2018 032-321-900	UNCLAIMED PROP/COMPT	3,100.00	8,977.79	8,900.00	.00
2018 032-399-999	ACTUAL REVENUE	3,100.00	8,977.79	8,900.00	.00
2018 032-465-470	CLAIMS/CAPITAL CREDITS	.00	.00	.00	.00
2018 032-465-998	UNCLAIMED PROPERTY/CPTL C	.00	.00	.00	.00
2018 032-999-999	TOTAL EXPENDITURES	.00	.00	.00	.00

ACCOUNT #	ACCOUNT NAME	2016 BUDGET	2016 ACTUAL	2017 BUDGET	2018 BUDGET
2018 040-340-400	FEES/COUNTY CLERK	1,800.00	1,750.00	2,380.00	1,750.00
2018 040-340-700	FEES/DISTRICT CLERK	3,900.00	3,535.00	4,900.00	3,500.00
2018 040-365-100	MISCELLANEOUS RECEIPTS	.00	.00	.00	.00
2018 040-390-000	LAW LIBRARY TRANSFERS IN	10,000.00	.00	.00	.00
2018 040-399-999	ACTUAL REVENUE	15,700.00	5,285.00	7,280.00	5,250.00
2018 040-650-427	EDUCATIONAL EXPENSES	15,700.00	6,634.00	7,280.00	7,200.00
2018 040-650-998	LAW LIBRARY	15,700.00	6,634.00	7,280.00	7,200.00
2018 040-999-999	TOTAL EXPENDITURES	15,700.00	6,634.00	7,280.00	7,200.00

ACCOUNT #	ACCOUNT NAME	2016 BUDGET	2016 ACTUAL	2017 BUDGET	2018 BUDGET
2018 041-340-400	SECURITY FEES/COUNTY CLERK	2,900.00	2,636.00	3,140.00	2,650.00
2018 041-340-700	SECURITY FEES/DISTRICT CLERK	1,000.00	1,192.52	1,530.00	1,000.00
2018 041-340-801	SECURITY FEES/JP	2,000.00	1,750.66	2,180.00	1,650.00
2018 041-399-999	ACTUAL REVENUE	5,900.00	5,579.18	6,850.00	5,300.00
2018 041-560-427	EDUCATIONAL EXPENSES	.00	.00	.00	.00
2018 041-560-453	COURTHOUSE SECURITY	225.00	224.96	33,740.00	.00
2018 041-560-998	COURTHOUSE SECURITY	225.00	224.96	33,740.00	.00
2018 041-999-999	TOTAL EXPENDITURES	225.00	224.96	33,740.00	.00

ACCOUNT #	ACCOUNT NAME	2016 BUDGET	2016 ACTUAL	2017 BUDGET	2018 BUDGET
2018 037-333-403	TIME ACCT FEES/JP	.00	59.70	90.00	90.00
2018 037-399-999	TOTAL REVENUE	.00	59.70	90.00	90.00
2018 037-455-334	TIME ACCT EXPENSES	.00	.00	.00	.00
2018 037-455-490	MISCELLANEOUS EXPENSES	.00	.00	.00	.00
2018 037-455-998	TIME ACCT EXPENSES	.00	.00	.00	.00
2018 037-999-999	TOTAL EXPENDITURES	.00	.00	.00	.00

ACCOUNT #	ACCOUNT NAME	2016 BUDGET	2016 ACTUAL	2017 BUDGET	2018 BUDGET
2018 038-333-404	TIME ACCT FEES/DC	.00	151.14	136.00	90.00
2018 038-399-999	TOTAL REVENUE	.00	151.14	136.00	90.00
2018 038-450-334	TIME ACCT EXPENSES	.00	.00	.00	.00
2018 038-450-490	MISCELLANEOUS EXPENDITURES	.00	.00	.00	.00
2018 038-450-998	TIME ACCT EXPENSES/DC	.00	.00	.00	.00
2018 038-999-999	TOTAL EXPENSES TIME ACCT/DC	.00	.00	.00	.00

ACCOUNT #	ACCOUNT NAME	2016 BUDGET	2016 ACTUAL	2017 BUDGET	2018 BUDGET
2018 042-360-751	TIME PMT/COUNTY PORTION	200.00	843.22	200.00	625.00
2018 042-399-999	ACTUAL REVENUE	200.00	843.22	200.00	625.00
2018 042-450-998	TIME ACCOUNT/COUNTY	.00	.00	.00	.00
2018 042-465-490	MISCELLANEOUS EXPENSES	.00	.00	.00	.00
2018 042-465-998	TIME PAYMENT	.00	.00	.00	.00
2018 042-999-999	TOTAL EXPENDITURES	.00	.00	.00	.00



ACCOUNT #	ACCOUNT NAME	2016 BUDGET	2016 ACTUAL	2017 BUDGET	2018 BUDGET
2018 044-340-400	FEES/COUNTY CLERK	26,500.00	24,713.25	26,500.00	25,000.00
2018 044-340-700	FEES/DISTRICT CLERK	3,300.00	3,710.17	3,300.00	2,800.00
2018 044-399-999	ACTUAL REVENUE	29,800.00	28,423.42	29,800.00	27,800.00
2018 044-465-436	RECORDS MGMT/PRESERVATION	5,000.00	344.98	777.00	.00
2018 044-465-998	CO RECORDS MANAGEMENT	5,000.00	344.98	777.00	.00
2018 044-999-999	TOTAL EXPENDITURES	5,000.00	344.98	777.00	.00

ACCOUNT #	ACCOUNT NAME	2016 BUDGET	2016 ACTUAL	2017 BUDGET	2018 BUDGET
2018 045-340-400	FEES/COUNTY CLERK	28,000.00	24,848.00	29,000.00	25,000.00
2018 045-399-999	ACTUAL REVENUE	28,000.00	24,848.00	29,000.00	25,000.00
2018 045-403-436	RECORDS MGMT/PRESERVATION	17,327.00	17,326.53	.00	.00
2018 045-403-570	CAPITAL EXPENDITURES	.00	.00	.00	.00
2018 045-403-998	CO CLK REC MGMT & PRESV	17,327.00	17,326.53	.00	.00
2018 045-999-999	TOTAL EXPENDITURES	17,327.00	17,326.53	.00	.00

ACCOUNT #	ACCOUNT NAME	2016 BUDGET	2016 ACTUAL	2017 BUDGET	2018 BUDGET
2018 046-340-700	FEES/DISTRICT CLERK	1,000.00	1,158.24	1,500.00	1,000.00
2018 046-399-999	ACTUAL REVENUE	1,000.00	1,158.24	1,500.00	1,000.00
2018 046-450-436	RECORDS MGMT/PRESERVATION	1,966.00	1,965.53	.00	.00
2018 046-450-998	DIST CLK REC MGMT	1,966.00	1,965.53	.00	.00
2018 046-999-999	TOTAL EXPENDITURES	1,966.00	1,965.53	.00	.00

ACCOUNT #	ACCOUNT NAME	2016 BUDGET	2016 ACTUAL	2017 BUDGET	2018 BUDGET
2018 047-340-801	JP TECHNOLOGY FEE	1,800.00	1,684.82	2,075.00	1,700.00
2018 047-399-999	ACTUAL REVENUE	1,800.00	1,684.82	2,075.00	1,700.00
2018 047-455-424	COMPUTER/TECH EXPENSE	2,856.00	2,855.90	.00	.00
2018 047-455-998	JP COURT TECH	2,856.00	2,855.90	.00	.00
2018 047-999-999	TOTAL EXPENDITURES	2,856.00	2,855.90	.00	.00

ACCOUNT #	ACCOUNT NAME	2016 BUDGET	2016 ACTUAL	2017 BUDGET	2018 BUDGET
2018 049-340-700	FEES/DISTRICT CLERK	400.00	800.14	1,040.00	800.00
2018 049-399-999	ACTUAL REVENUE	400.00	800.14	1,040.00	800.00
2018 049-545-400	CRIME VICTIM ASSISTANCE CENT	.00	.00	.00	.00
2018 049-545-998	CO FAMILY PROTECTION	.00	.00	.00	.00
2018 049-999-999	TOTAL EXPENDITURES	.00	.00	.00	.00

ACCOUNT #	ACCOUNT NAME	2016 BUDGET	2016 ACTUAL	2017 BUDGET	2018 BUDGET
2018 051-333-200	STATE APPORTIONMENT	3,500.00	3,709.53	3,500.00	3,700.00
2018 051-399-999	ACTUAL REVENUE	3,500.00	3,709.53	3,500.00	3,700.00
2018 051-621-360	BRIDGE MAINTENANCE	.00	.00	.00	.00
2018 051-621-365	METAL CULVERTS	1,964.00	1,963.17	.00	.00
2018 051-621-368	ROAD MATERIALS	3,500.00	605.63	.00	.00
2016 051-621-570	CAPITAL EXPENDITURES	5,150.00	5,150.00	.00	.00
2018 051-621-998	LATERAL ROAD PCT # 1	10,614.00	7,718.80	.00	.00
2018 051-999-999	TOTAL EXPENDITURES	10,614.00	7,718.80	.00	.00

ACCOUNT #	ACCOUNT NAME	2016 BUDGET	2016 ACTUAL	2017 BUDGET	2018 BUDGET
2018 052-333-200	STATE APPORTIONMENT	3,500.00	3,709.53	3,500.00	3,700.00
2018 052-399-999	ACTUAL REVENUE	3,500.00	3,709.53	3,500.00	3,700.00
2018 052-622-360	BRIDGE MAINTENANCE	.00	.00	.00	.00
2018 052-622-365	METAL CULVERTS	.00	.00	.00	.00
2018 052-622-368	ROAD MATERIALS	3,500.00	.00	.00	.00
2018 052-622-998	LATERAL ROAD PCT # 2	3,500.00	.00	.00	.00
2018 052-999-999	TOTAL EXPENDITURES	3,500.00	.00	.00	.00

ACCOUNT #	ACCOUNT NAME	2016 BUDGET	2016 ACTUAL	2017 BUDGET	2018 BUDGET
2018 053-333-200	STATE APPORTIONMENT	3,500.00	3,709.54	3,500.00	3,700.00
2018 053-399-999	ACTUAL REVENUE	3,500.00	3,709.54	3,500.00	3,700.00
2018 053-623-360	BRIDGE MAINTENANCE	.00	.00	.00	.00
2018 053-623-365	METAL CULVERTS	.00	.00	.00	.00
2018 053-623-368	ROAD MATERIALS	3,500.00	.00	.00	.00
2018 053-623-998	LATERAL ROAD PCT # 3	3,500.00	.00	.00	.00
2018 053-999-999	TOTAL EXPENDITURES	3,500.00	.00	.00	.00



ACCOUNT #	ACCOUNT NAME	2016 BUDGET	2016 ACTUAL	2017 BUDGET	2018 BUDGET
2018 054-333-200	STATE APPORTIONMENT	3,500.00	3,709.54	3,500.00	3,700.00
2018 054-399-999	ACTUAL REVENUE	3,500.00	3,709.54	3,500.00	3,700.00
2018 054-624-360	BRIDGE MAINTENANCE	.00	.00	.00	.00
2018 054-624-365	METAL CULVERTS	.00	.00	.00	.00
2018 054-624-368	ROAD MATERIALS	3,500.00	605.62	.00	.00
2016 054-624-570	CAPITAL EXPENDITURES	5,150.00	5,150.00	.00	.00
2018 054-624-998	LATERAL ROAD PCT # 4	8,650.00	5,755.62	.00	.00
2018 054-999-999	TOTAL EXPENDITURES	8,650.00	5,755.62	.00	.00

ACCOUNT #	ACCOUNT NAME	2016 BUDGET	2016 ACTUAL	2017 BUDGET	2018 BUDGET
2018 055-340-200	LEOSE COMMISSIONS	2,000.00	2,196.77	.00	1,700.00
2018 055-365-100	MISCELLANEOUS REVENUES	.00	296.18	.00	.00
2018 055-399-999	ACTUAL REVENUE	2,000.00	2,492.95	.00	1,700.00
2018 055-560-427	EDUCATIONAL EXPENSES	2,873.00	2,872.50	2,000.00	1,700.00
2018 055-560-998	SHERIFF LEOSE	2,873.00	2,872.50	2,000.00	1,700.00
2018 055-999-999	TOTAL EXPENDITURES	2,873.00	2,872.50	2,000.00	1,700.00

ACCOUNT #	ACCOUNT NAME	2016 BUDGET	2016 ACTUAL	2017 BUDGET	2018 BUDGET
2018 056-340-210	LEOSE COMMISSIONS	650.00	664.68	.00	680.00
2018 056-399-999	ACTUAL REVENUE	650.00	664.68	.00	680.00
2018 056-550-427	EDUCATIONAL EXPENSES	650.00	.00	1,074.00	680.00
2018 056-550-998	CONSTABLE LEOSE	650.00	.00	1,074.00	680.00
2018 056-999-999	TOTAL EXPENDITURES	650.00	.00	1,074.00	680.00

ACCOUNT #	ACCOUNT NAME	2016 BUDGET	2016 ACTUAL	2017 BUDGET	2018 BUDGET
2018 058-340-701	ARCHIVE FEES/DC/CIVIL 5.00	1,000.00	1,640.00	2,150.00	1,600.00
2018 058-340-702	TECH FEES/DC/CRIM 4.00	250.00	464.29	550.00	400.00
2018 058-340-703	TECH FEES/CC/CIVIL 10.00	350.00	500.00	680.00	500.00
2018 058-340-704	TECH FEES/DC/CIVIL 10.00	1,000.00	1,396.00	1,860.00	1,300.00
2018 058-399-999	ACTUAL REVENUE	2,600.00	4,000.29	5,240.00	3,800.00
2018 058-430-424	COMPUTER/TECH EXPENSE	17,000.00	17,000.00	.00	.00
2018 058-430-427	EDUCATIONAL EXPENSES	.00	.00	.00	.00
2018 058-430-998	CO & DIST COURT TECHNOLOGY	17,000.00	17,000.00	.00	.00
2018 058-999-999	TOTAL EXPENDITURES	17,000.00	17,000.00	.00	.00

ACCOUNT #	ACCOUNT NAME	2016 BUDGET	2016 ACTUAL	2017 BUDGET	2018 BUDGET
2018 059-340-700	TECH FEES/DC/CIVIL 10.00	.00	20.00	50.00	.00
2018 059-399-999	ACTUAL REVENUE	.00	20.00	50.00	.00
2018 059-465-436	RECORDS MGMT/PRESERVATION	.00	.00	.00	.00
2018 059-465-998	CO CT RECORDS PRESV	.00	.00	.00	.00
2018 059-999-999	TOTAL EXPENDITURES	.00	.00	.00	.00

ACCOUNT #	ACCOUNT NAME	2016 BUDGET	2016 ACTUAL	2017 BUDGET	2018 BUDGET
2018 081-333-300	GRANTS/TXDOT/AVIATION DIV	.00	.00	.00	.00
2018 081-365-100	MISCELLANEOUS REVENUES	.00	.00	.00	.00
2018 081-370-100	HANGAR SPACE LEASES	16,415.00	16,139.10	15,700.00	16,779.00
2018 081-370-110	AIRPORT MAINTENANCE FEES	.00	8,000.00	8,000.00	8,750.00
2018 081-390-000	AIRPORT TRANSFERS IN	.00	.00	.00	.00
2018 081-399-999	ACTUAL REVENUE	16,415.00	24,139.10	23,700.00	25,529.00
2018 081-670-368	TxDOT GRANT EXPENSES	.00	.00	.00	.00
2018 081-670-440	UTILITIES	6,000.00	4,516.17	6,000.00	5,000.00
2018 081-670-450	BUILDING MAINTENANCE	1,000.00	5.54	2,000.00	2,000.00
2018 081-670-453	OTHER MAINTENANCE	5,000.00	1,034.31	7,183.00	7,000.00
2018 081-670-490	MISCELLANEOUS EXPENSES	500.00	.00	.00	.00
2018 081-670-570	GROUNDS UPKEEP/MOWER MAINT	16,119.00	16,118.92	3,915.00	3,500.00
2018 081-670-998	AIRPORT	28,619.00	21,674.94	19,098.00	17,500.00
2018 081-999-999	TOTAL EXPENDITURES	28,619.00	21,674.94	19,098.00	17,500.00

ACCOUNT #	ACCOUNT NAME	2016 BUDGET	2016 ACTUAL	2017 BUDGET	2018 BUDGET
2018 060-360-100	INTEREST/CHECKING ACCOUNT	800.00	589.20	900.00	700.00
2018 060-360-101	INTEREST/CD'S	.00	.00	.00	.00
2018 060-365-100	MISCELLANEOUS REVENUES	.00	.00	.00	.00
2018 060-366-100	REFUNDING BONDS REVENUE	.00	.00	.00	.00
2018 060-366-200	BOND PREMIUM REVENUE	.00	.00	.00	.00
2018 060-399-999	ACTUAL REVENUE	800.00	589.20	900.00	700.00
2018 060-680-490	S2008/MISC EXPENSES	.00	.00	.00	.00
2018 060-680-492	S2014/MISC EXPENSES	800.00	800.00	400.00	400.00
2018 060-680-610	S2008/PRINCIPAL PAYMENT	.00	.00	.00	.00
2018 060-680-611	S2014/PRINCIPAL PAYMENT	655,000.00	655,000.00	670,000.00	680,000.00
2018 060-680-660	S2008/INTEREST PAYMENT	.00	.00	.00	.00
2018 060-680-661	S2014/INTEREST PAYMENT	145,450.00	145,450.00	132,200.00	118,700.00
2018 060-680-998	INTEREST & SINKING	801,250.00	801,250.00	802,600.00	799,100.00
2018 060-682-100	BOND DEFEASANCE EXPENDITURE	.00	.00	.00	.00
2018 060-682-200	BOND ISSUANCE EXPENDITURE	.00	.00	.00	.00
2018 060-999-999	TOTAL EXPENDITURES	801,250.00	801,250.00	802,600.00	799,100.00

**STEPHENS COUNTY  
ANNUAL BUDGET  
FISCAL YEAR 2018**

**INDEX**

Statistical Data .....	1
Budget Certificate .....	2
Published Notice of 2017 Tax Year Proposed Tax Rate .....	3
Debt Service Schedule .....	4
Appraisal Roll Data .....	5
Budget Comparison of Revenues & Expenditures .....	6
Estimated Ending Cash Balances FY 2017 .....	7
Revenue Recap by Fund .....	8
Revenue Comparisons .....	9
General Fund - Revenues .....	10
General Fund - Expenditures:	
County Judge .....	11
County Clerk .....	11
Veteran Service Officer .....	11
Contingency .....	12
District Clerk .....	13
Justice of the Peace .....	13
Elections Department .....	13
County Attorney .....	13
County Treasurer .....	14
Tax Collector .....	14
Courthouse & Grounds .....	14
Constable .....	14
Sheriff .....	15
Jail .....	15
Juvenile Probation .....	16
Health Officer .....	16
County Agents .....	16
Jury Fund - Receipts .....	17
Jury Fund - Expenditures:	
Jury General .....	17
District Judge .....	17
Court Reporter .....	17
District Attorney .....	17
Road & Bridge - Precinct #1 - Receipts & Expenditures .....	18
Road & Bridge - Precinct #2 - Receipts & Expenditures .....	19
Road & Bridge - Precinct #3 - Receipts & Expenditures .....	20
Road & Bridge - Precinct #4 - Receipts & Expenditures .....	21
Road & Bridge - County Yard - Receipts & Expenditures .....	22
Unclaimed Property/Capital Credits - Receipts & Expenditures .....	23
Law Library Fund - Receipts & Expenditures .....	24
Courthouse Security Fund - Receipts & Expenditures .....	25
Time Payment/JP - Receipts & Expenditures .....	26
Time Payment/DC - Receipts & Expenditures .....	27
Time Payment/CO - Receipts & Expenditures .....	28
Co. Records Management Fund - Receipts & Expenditures .....	29



Co. Clerk Records Management Fund - Receipts & Expenditures .....	30
Dist. Clerk Records Management Fund - Receipts & Expenditures .....	31
JP Court Technology Fund - Receipts & Expenditures .....	32
Co. Family Protection Fund - Receipts & Expenditures .....	33
Lateral Road Fund - Precinct #1 - Receipts & Expenditures .....	34
Lateral Road Fund - Precinct #2 - Receipts & Expenditures .....	35
Lateral Road Fund - Precinct #3 - Receipts & Expenditures .....	36
Lateral Road Fund - Precinct #4 - Receipts & Expenditures .....	37
Sheriff LEOSE - Receipts & Expenditures .....	38
Constable LEOSE - Receipts & Expenditures .....	39
Co. & Dist. Court Technology Fund - Receipts & Expenditures .....	40
Co. Court Records Preservation Fund - Receipts & Expenditures .....	41
Airport Fund - Receipts & Expenditures .....	42
Interest & Sinking Fund - Receipts & Expenditures .....	43